

Yaps & Yelps

Journal of Northern Suburbs
Dog Training Club

APRIL / MAY 2017. NO 2



Photo thanks to Penny Dazell

Dances with Dogs Competition

On Sunday 26 February 2017, NSDTC held the 5th Annual Double DWD Competition at Dogs NSW, Orchard Hills.

While the number of entries were down, competitors made up for it in laughs! Every competitor qualified in both competitions, and deservedly so! Two gained their Starters Freestyle Titles. And all had a wonderful day!

NSDTC Competitor Results - Congratulations to:

Gila Levy and Tessa: Heelwork to Music, Advanced - 1st both comps.

Pauline Camp and Kiera: Heelwork to Music, Novice- 1st both comps.


Pauline Camp and Kiera: Freestyle-Starters - 2nd both comps.

Judges J. Edwards, M.Foord and J Turley reported that they had a fabulous day and also dubbed Sharon Househam's lunch " best ever! "


Thanks to our sponsors Fur Family Photos - photos will be on their website - and to Love'em who donated prizes, raffle prizes and treats.

Words by Penny Dalzell.

Penny is one of our clubs hardworking volunteers and a Life Member of the club. Penny also trains with her Border Collie Zyperty.



Next Intro To Agility intake will be Sat 29th April. Details on the website & Facebook.



NSDTC Obedience Trial will be held on Sun 30th April.



General Meeting Sat 22nd April at 4pm. All members are welcome.

Welcome New Members

4 February 2017:

- Kristy and Libby Albers with **Daisy**
- Laura, Adrian, Jana and Peter Antelmann with **Bacon**
- Christine, Manny, James and Ethan Anton with **Bella**
- Kate and Joshua Barnes with **Ella**
- Simon, Jordana and Alicia Benson with **Harley**
- Anna Blackburn with **Loki**
- Jane and Stuart Bowey with **Zeva**
- Louise, Will, Maddie and Jack Bunday with **Bhaja**
- Flemming, Margaret Anne and Sophie Eliza Christensen with **Buddie**
- Liz and Clive Cuthell with **Badger**
- Fumie and Peter Davis with **Lei**
- Fabiola Dimos with **Lulu**
- Rona, Edward and Laura Doherty with **Tilly**
- Carole Donaldson with **Scout**
- Hilary Dotch with **Mia**
- Alicia Goudie with **Molly**
- Sharon Grocott with **Sassy**
- Renette, Phillip, Claire and Laura Hepburn with **Fudge**
- Sebastian Holmes with **Odin**
- Lisa Jenkins with **Gammin** and **Rooney**
- Kate Leeder with **Ella** and **Elsie**
- Danielle Leong with **Rory**
- Elizabeth and Klaus Lichtenberger with **Louis**
- Sarah, Xavier and Anouk McGlone with **Camille**
- Kate McLoughlin with **Digby**
- Sherry, Ash and Ali Mosayebi with **Daisy**
- Neil Mushan with **Sami**
- Bernard O'Hagan with **Oscar**
- Karen, Ian, Richard and Phil O'Prey with **Ollie**
- Annie Pan with **Tangy**
- Janet Phillips with **Tess**
- Sarah and Chris Pollard with **Roxy**
- Helen and Bruce Rolin with **Chilli**
- Andrea, Chris, Nicholas and Lili Sargent with **Louie** and **Yeva**
- Claire and John Seligman with **Dora**
- Veronica, William and Emily Sewell with **Georgie**
- Lena Smits and Hugh Lander with **Barney**
- Katie and Emma Stride with **Bailey**
- Alison Torres with **Monty**
- Alison, Kate, Mark and Amy Whithford with **Millie**
- Victor Yoon with **Ollie**

18 February 2017:

- Elizabeth Bryan with **Sally**
- Susan Charleson with **George**
- Sarah Dreverman with **Charlie Brown**
- Megan Forsdick with **Shadow**
- Laura and Latham Keen with **Luther**
- Alexandra and Kerry Landoles with **Jessie**
- Petra, Sasha and David Lowen with **Digby**
- Michele McNamara with **Stevie**
- Stuart, Maddie, Isaac and Gabrielle Simington with **Chloe**
- Glen Tabell with **Rusty**
- Graeme and Junko Thom with **Ivy**
- Carole To with **Nala**
- Laurin Vassella with **Mikasi**
- Simone and Lorelle Wetzler with **Ashley**

4 March 2017:

- Robyne and Richard Berling with **Bailey**
- Michelle, Matt and Claudia Dixon with **C J**
- Michelle Kelley with **Daisy** and **Diesel**
- Helen and Christopher Westman with **Loki**



*Our helpful Membership Team
Anne, Pam & Lana.*

Reminder - All members MUST wear their badges when in class.

New members - before your second lesson, please collect your name badge from the enrolment table on the club house verandah.

If you lose your badge or forget to bring it, go to the enrolment table, you will be given a temporary one.

President's Pen

Welcome to back to all our wonderful volunteers, instructors and to you, our valued members and your "fur" buddies. A huge welcome to all our new members that have joined the Club since our Xmas break. It is very pleasing to see so many dedicated and responsible dog owners that are taking the time to ensure that they have a well behaved canine companion. In line with the Club progressing this is our first new version of Yaps and Yelps. Huge thanks to Ginny Legh for getting us here and to the brave new editor, Mel, for taking on this arduous role.

For those that do not know me, I am usually the bald one and voice behind the microphone providing, sometimes some light amusement, at my expense of course, perhaps with a wig and pink umbrella or dog ears or what ever works for that day, and helping everyone get to find their instructors and get to their classes. Also here to help are our Chief Instructors, Judy (Obedience) & Jennifer (Agility), and other Senior Instructors, we all wear a green and white shirt that say's "INSTRUCTOR" on the back. or Committee Members in blue club shirts. We can be found floating around before classes, instructing or after class so if you have any questions please ask. As the Club is proud of its friendly and fun environment, we are all very approachable and happy to have a chat. I would also encourage you all that if you do have an issue while at the grounds, no matter that you may feel it is trivial, please come to see any one of us, so we can sort things out and ensure that you continue to enjoy training with the club.

As we are a strong club, with a large membership, we rely on our members to support and provide help with some of the clubs functions, such as the volunteering at the upcoming Obedience and Rally O trial in April and our Agility trial in August. This is a great way to see some top dogs in action and to see what you can achieve. Also remember that as members of the Club you are entitled to attend General Meetings, Education Talks and a range of other activities the club runs. I would also invite any of our members that are interested in volunteering to become instructors or to take on roles within the Club's Committee. Every bit of help is appreciated. Jump in and join the fun.

And as a part of our excellent service to our members we are providing some very worthwhile and interesting education talks and evenings. These are free and open to all members. Feel free to come along and expand your canine knowledge.

So with that...let's get training, have fun and woof on!!!

Regards
Kim



What Class Am I In?

**Puppy Class for
New Members with puppies
under 9 months**

**First Class for
New Members with dogs 9
months old & over**

On your first day at the club you will start in one the following groups:

After your first lesson, your classes are called

Puppy Class - Weeks 2, 3 & 4 or First Class - Weeks 2, 3 & 4

Every new member is given a GREEN LEAD - please use it in class

Helpers Needed

Some upcoming activities we need volunteers to help with. This might be yourself or another family member or friend who would like to come along and get involved.

Sun 30 April: NSDTC Obedience & Rally Trial - we will need a team of helpers with jobs such as assembling competitors, scribing scores and taking leads. If you can help please put your name on the list in the clubhouse or contact me on nsdtc.editor@gmail.com

Sun 6 July: NSDTC Agility Trial - we will need a team of helpers with jobs such as running competitor leads from the start to the finish of a ring, selling raffle tickets or helping on the BBQ. If you can help please put your name on the list in the clubhouse or contact me on nsdtc.editor@gmail.com

Online Payment System Knowledge -

we are continuing to investigate ways to improve how we do the admin at the club. If you have knowledge of incorporating online payment systems such as PayPal and would like to help please drop us an email nsdtc.editor@gmail.com

Editor's Note

Welcome to the April/May issue of Yaps & Yelps and the first with a new look. Firstly a HUGE Thank You to Ginny who for the last 10 years has kept everyone up to date with what is happening at NSDTC through Yaps & Yelps. Ginny did such a fabulous job bringing together the important information and the brags that make NSDTC the great dog training club it is. Thank you Ginny for entrusting me with Yaps & Yelps.

As I mentioned NSDTC is a volunteer club so every job that happens is because someone put their hand up and offered to do it. From our Chief Instructors who create the timetables to ensure there are instructors at each class through to purchasing milk for the tea & coffee available in the clubhouse. Getting involved in the club is a great way to not only meet a wonderful group of dog loving people it is also an opportunity to learn so much more about how to care for your dog from these knowledgeable members. We always need more volunteers so if you would like to help please ask your instructor, any of the Committee Members or come along to a General Meeting.

I would also love your input into Yaps & Yelps. If you see or read some interesting dog related information, have a great dog story to tell, a dog treat recipe or anything else you think might be interesting to other members please drop me an email.

I hope you enjoy this issue of Yaps & Yelps.

Mel & Bodhi

nsdtc.editor@gmail.com



Fun with our Dogs

There is a wide range of activities that we can do with our dogs apart from taking them for a walk or playing fetch with a ball. We are incredibly lucky at NSDTC to have a range of talented instructors across many dog sports. All activities NSDTC trains in have competitions available (known as "trials" in dog sports) but you are also welcome to come along and train with your dog for enjoyment.

Different activities do require you and your dog to achieve specific levels of Obedience through our 3pm classes. This is for the safety of you and your dog as most of the activities require your dog to work off lead but once you have achieved the pre-requisite Obedience level all the activities are included in your annual membership fee.

In upcoming issues Yaps & Yelps will give descriptions of what dog sports are available and how to get involved. If you have an interest in a particular activity ask your instructor or a committee member when you are at training and they will point you in the right direction. Information about the different activities and training times can also be found on the website nsdogtraining.org.au.



Trick Training
1st Wed of the month 6.30pm
No specific Obedience level.

Obedience Classes
Sat 3pm



Rally Obedience
Mon nights 7pm
2nd Class or above.



Retrieving for Gundogs
Wed 6.30pm
No specific Obedience level.
Gundog breeds only.



Advanced Obedience.
Sat from 12.30pm depending on class.

Agility
Sat 9am
3rd Class or above and over
12mths old.



What Dog Sport is That?

Would You Like To Teach Your Dog Fun Tricks?

Have you taught your dog to drop? Roll over? Beg or Sit Pretty? Maybe you have taught them to weave between your legs, walk backwards or even walk on your feet?

Well you are on your way to creating a Dances with Dogs routine.

Yes that is right. Dances with Dogs and Heelwork to Music are essentially taking a series of tricks that we do with our dogs and putting them to music. Add in some costumes or props if you like and you have a routine.



Photos thanks to
www.furfamilyphotos.com.au

Fur Family Photos

On the 1st Wednesday of the month at 6.30pm NSDTC offers a trick training class. It is open to all breed and ages of dogs and from our new beginners through to our advanced handlers. It is fun for everyone.

If you plan to attend please email Penny by 10am on that day (pdalzell@bigpond.net.au) so she knows who is coming.

All you need is yourself, your dog, their lead and LOTS of yummy treats for them.... and of course your smile and sense of humour.

Puppy Life

Always reward success!

Use your voice & cuddles & treats

Reward based training produces a happy dog who really wants to work with you.

Rewards come in many guises such as voice, pats & cuddles, food & toys.

If your boss paid you peanuts instead of \$'s, you'd tell them to go jump in the lake & find a new job with a more realistic boss, wouldn't you?

Puppies behave in a similar way when you don't pay them properly for working well.

- They stop listening to you & no longer pay attention
- They start looking around for something more interesting to do
- They put their nose down & start sniffing the ground or pick up a stick to chew on
- They move away from you & start to pull on the lead, etc

So how can you 'pay' your pup appropriately?

Your voice is one of the best treats you can give your pup. A happy, enthusiastic 'yes' can instantly mark the moment when your pup did the right thing. This must always be followed by a treat in the early stages of training & whenever you are teaching them something new.

Once the pup knows the exercise, you can reward with the 'yes' every time they do it correctly & randomise the giving of treats (remember a particularly good response can also earn a jackpot!). All types of reward must be given within 3 seconds of the wanted behaviour occurring or the pup doesn't know what they are being rewarded for.

Constant repetition of a word will result in the pup tuning out. For example don't keep saying 'sit', use your hands to show what you want or a treat to lure them into position.

Choose what your pup considers **high value treat foods**. Try all of the following - cooked beef sausages, left over lean lamb or beef, cheese, salami, cabanossi, BBQ chicken or soft commercial treats such as chicken balls. Have a mixture ready in your pocket or a treat bag.

Food treats should be soft & tiny, really tiny - no bigger than your little finger nail.

You can reward your pup with 2-3 treats of this size & wow! they've hit the jackpot.

Talking of jackpots - if your pup does something really well, stop & reward them with your voice & your hands & feed 5-6 treats in quick succession. Attach the word 'jackpot' to this performance - your pup will soon learn the meaning of the word!

Avoid using hard treats such as kibble or dried liver or jerky, as puppies take too long to chew them & everything stops until 'I've finished this bit!' If they gulp the treat they can choke on it & remember if you feed them everyday kibble, it may be boring.

When you start training a puppy, we advise using lots of food treats. In the first few lessons you will have learned to use treats, your 'happy' voice & 'soft touch' hands to lure your puppy into doing the chosen exercise.

As you progress, you will stop luring, but always have tiny treats at the ready & give them generously. Later on you will start to randomise the giving of treats & intersperse it with your voice & pats/cuddles only, in other words you'll keep the pup guessing as to when the next food treat will appear!

Words by Ginny Legh.

Ginny is one of our Life Members and volunteers across a number of Committee roles.

Ginny's Border Collie Bonnie can be found close by her side.

Training Tips

See you later baby!

Or how to train a great recall.

For some dogs come means run away as far as you possibly can and if possible migrate to the next country, well the next dog park.

These dogs have learned coming back means we are going home and the end of the fun.

Of all the basic cues teaching a reliable recall is probably the most important and sometimes the most difficult one. Coming back under all circumstances and always has many benefits and can avoid real problems, such as being run over by a car, a confrontation with another dog, meeting a snake or just a kid that is scared of dogs.

Dogs do not come back because the world out there is very rewarding and the off-leash time is often the best part of the day!



But it is possible and very rewarding to teach your dog to come back if you stick to some basic rules:

- **Teach your dog what come means:** Take a piece of food or toy, show it to the dog and move backwards saying come, as soon as the dog catches up with you give him the treat/toy. You are associating the word come with moving towards you and being in a position close to you for the reward.
- **When the dog eats the treat hold your dog gently on the collar.** This is a safety measure to get your hands on your dog in an emergency. You also don't want a 'drive by dog', a dog who comes, takes the treat and takes off again.
- **Make it worthwhile for your dog:** a really nice treat will do wonders a pat on the head on the other hand will not cut it.
- **Manage the environment and prevent self reinforcing.** This means using long leashes or fenced off areas.
- **If you are in the dog park let them go again.** Come should not mean we are going home. Call your dog every few minutes with a happy voice, give him a really nice treat or have a quick play but then let him go again. Reward when your dog is checking in with you. **Never ever punish** or rouse on a dog who came back (even after 2 hours). Your dog just told you that she is not ready for that much freedom just yet.
- **Do not ask for a sit at least not in the early stages.** This can cause frustration and the dog may perceive the reward for sitting and not for coming.
- **Use jackpots:** Count out 5 to 10 treats and your dog will feel like Christmas. Do not give them a handful. For dogs one treat and a handful of treats is the same thing.

Words by Barbara Hodel

Barbara is a club member at NSDTC and brings a wealth of qualifications as Dip. CBST, Member of the Delta Institute (Certified Professional Dog Trainer) and Pet Professional Guild. Barbara also owns and runs Gooddog Dog Training Services (barbara@gooddog.com.au). She can be seen at NSDTC with her GSP Shellbe and competes in Agility, Rally O and Obedience. Barbara also owns a Kelpie/Ridgeback cross Zorba who at 13 years of age is enjoying retirement.



Healthy Dog Happy Dog

Chocolate at Easter isn't for our Furry Friends

Chocolate Toxicity Is Common

Like me, most dogs love chocolate. An Easter chocolate feeding frenzy usually makes me feel a little ill, but for dogs the consequences can be deadly. Unsurprisingly, Easter is the number one time of the year that vets see chocolate toxicity cases coming through the door. Thankfully, most cases are caught early enough for successful treatment. Also thankfully, chocolate scented vomit is the least offensive of all vomits! I can remember one particular dog I saw that had just eaten a jumbo bag of m&ms. When we induced vomiting it was like a warm, chocolatey rainbow... Chocolate is also toxic to cats, but they don't tend to go for it.

What Causes Chocolate Toxicity?

Chocolate, right? Well yes. But the type of chocolate is very important. The fat and sugar in chocolate can definitely cause a belly ache, or even pancreatitis. The main components that cause problems though are stimulants called methylxanthines, particularly theobromine. The darker the chocolate is, the higher the concentration of theobromine. This means baking chocolate is seriously dangerous to our pets. It's followed closely by dark chocolate, then milk chocolate, and finally white chocolate. Any food containing cocoa poses a risk, as this is where the theobromine comes from.



What To Do If Your Dog Has Eaten Some Chocolate?

The best option is to contact your vet immediately, or the local emergency vet if it's after hours. If you know approximately what your dog weighs and how much and what type of chocolate they have eaten, you will be able to get some advice over the phone. If you are advised to take your dog in, get there as soon as possible. If appropriate, the vet will induce emesis (vomiting) to remove as much chocolate from the stomach as possible. Medications may be given to help absorb any remaining chocolate in the gastrointestinal tract. If the chocolate was eaten too long ago and is already in your dog's system, they may need to be hospitalised and supported through it for a few days.

It is strongly recommend you do not attempt to induce emesis yourself at home. There is too much potential for things to go wrong.

Thanks to Dr Jo from Creature Clinic for providing this Healthy Dog Happy Dog article. Dr Jo is a Melbourne based small animal veterinarian and you can check out more on how to care for your pets on her blog www.creatureclinic.com. If you have a particular topic you would like to know more about please let us know at nsdtc.editor@gmail.com

Education Talks

Grooming our Furry Friends

On Wednesday 15th March 21 NSDTC members and instructors attended the 1st education evening of 2017. Ann & Julia from Annabelle's K9 Grooming kindly came down from Springwood for the club.

Some key points, thanks to the notes of our Education Committee chair person Sally, are:



Brushing & Combing:

- Human bamboo brushes are recommended.
- Removes foreign matter from coat.
- Takes out matted fur.
- Health check for ticks, lumps and bumps etc.
- Relationship building.
- It is essential to use the correct methods and correct equipment for your pet's coat.
- Use long brush strokes right to end of tail.
- Remove collar to brush neck area.
- Brushing dogs ensures good air flow through coats for cooling.



Bathing:

- Tepid water only.
- Chamois dries coats more effectively than towels
- Only use dog/pet appropriate shampoos, conditioners etc for correct pH levels.
- Clippers only for tidying pads on feet.
- Use baby wipes for face.
- Use specialist nail clippers for claws and make sure dog is used to having feet handled.

Photos thanks to Gael Goldsack.

Community News

Benny Waine is the Acting Companion Animal Management Officer for Ku-Ring-Gai Council. He will be a regular contributor to Yaps & Yelps to keep us up to date with what is happening in our area. First up Benny would like to make us aware of the new state wide Pet Registry. Please make sure your and your pet details are kept up to date on this register so if you are separated for whatever reason you can be reunited as quickly as possible.



Register your cat or dog online and give them the best chance of being returned home



Take a few simple steps to make sure your pet's registration is up-to-date.

How to register your cat or dog

You now have access to the NSW Pet Registry to register your pet, update your contact details, report your pet missing, transfer ownership and pay most lifetime registration fees from your computer or mobile device.

It's a requirement in NSW for all cats and dogs to be microchipped and placed on the NSW Pet Registry by the time they reach 15 weeks of age, or prior to sale, whichever comes first.

Therefore, your new pet should already be listed on the NSW Pet Registry with a microchip number under the previous owner's or breeder's name. When you collect your pet, the breeder or previous owner should transfer the pet to you on the registry by adding your telephone number or email address to the pet's microchip number. You can then log in to the NSW Pet Registry, create a profile and 'claim' your pet by searching for the microchip number and your contact telephone number or email address.

Not microchipped?

Take your pet to your local vet if it is not microchipped. They'll microchip it and add its number to the NSW Pet Registry. You can then log in to the registry, make a profile and 'claim' your pet in the database by searching for the microchip number and your contact telephone number or email address.

Registration

Once you have created a profile you can pay your pet's lifetime registration fees online, which are due by the time your pet is six months old. You can also log back in at any time to keep your contact details and profile up-to-date, notify your cat or dog as missing, and transfer ownership. Up-to-date contact details give your pet the best chance of being returned home if they are lost, stolen or injured.

If you need to, you can still register your pet, update your contact details, transfer ownership and pay registration fees by using forms at your local council.

Discount for desexed pets

The NSW Government continues to provide funding to support a discounted registration fee to owners who desex their cat before the age of four months, and dogs before the age of six months.

Users should update the registry when a pet is desexed or if they believe a pet should not be desexed yet for medical reasons.

Already microchipped and registered?

If your pet is already registered you don't have to register again. To update your contact details or to make sure they are correct, visit the NSW Pet Registry website, create a profile and 'claim' your pet by searching for the microchip number and the contact telephone number or email address attached to the microchip number. Up-to-date registration details give lost pets the best chance of being returned home.

For more information, go to www.petregistry.nsw.gov.au




Office of
Local Government

Clubhouse Life

Did you know NSDTC has a library full of helpful books on dog behaviour and training?

Our club librarian Virginia shares with us where you can find the club library and how it works.

All Members of NSDTC are invited to use the Club Library, located inside the clubhouse. The library contains a large array of books and DVDs on behaviour, breed information and training for agility and obedience. If there is something you'd like to borrow you simply see Virginia and she will find it for you. You will sign the book out - Virginia only needs your name and telephone contact - and you can read at your leisure for a period of two weeks or you can organise an extension at the time of borrowing. If you can't get to the Club to return a book or DVD, please post it back to PO Box 426 Turrumurra 2074. Your friendly librarian (that's Virginia) is readily available on Saturday mornings, however she can be a little elusive during Saturday afternoons. Thankfully Assistant Librarians Penny & Eve are around on Saturday afternoon to help if you wish to borrow a book or DVD. Just ask any of the Instructors or Committee Members around the clubhouse to point them out. Stay tuned for Virginia's next inspiring dissertation and she looks forward to meeting you at the Library!



A list of books and DVDs available can be found on the website
www.nsdogtraining.org.au/resources
The library is regularly updated and "Being A Dog" by Alexandra Horowitz is one of the recent additions.



The Treat Jar

Mutt Balls

Ingredients:

- 500g minced chicken
- 150g breadcrumbs
- 1 tbs dried oregano
- 1 egg

Instructions:

- Preheat oven to 180oC
- Mix all the ingredients together in a large bowl. Roll into 2.5cm balls and place on a greased tray or baking paper, your choice.
- Bake in preheated oven for 15-20 mins or until golden brown. Remove and cool.
- Store in an airtight container in the fridge. Alternatively, freeze them and use as required.

Makes about 50

TIPS..... Can be made with half breadcrumbs and half desiccated coconut. Also try them with dried mint.



Thanks to Kay Hogan for sharing her dog treat recipe. Kay can be found at NSDTC running her Border Collie rescue Roy, instructing and also preparing the food for judges, helpers and competitors at NSDTC trials (pictured below left with our other trial caterer Sharon right).

If you would like to share a dog treat recipe please send it through to nsdtc.editor@gmail.com.



A Cuppa in the Clubhouse with...

Brenda, her greyhound Indy and friend Denise had a very exciting 2016 including gaining their Rally O Novice title. Brenda was kind enough to share her wonderful story with us at Yaps & Yelps.



Firstly let's start off with how did you and Indy come together?

Philip and I have been involved with Greyhound Adoption Program (NSW) Inc., since its inception in 1999, including fostering Greyhounds before they go to their forever homes. Indy is our fourth Greyhound from this group. Indy came to us as another foster dog in June 2011 and was company for our aged (and 3rd Greyhound) boy, Reuben. Indy was supposed to be a short-term foster for two weeks while her prospective owner was interstate. The adoption fell through. At the time Philip was having radiotherapy treatment for prostate cancer. Indy was only 18 months old and as cute as a button. While I rationally explained to Philip why it was not a good time to take on another dog, Philip voted to adopt Indy as she made him laugh.

I understand you share the training and trialling of Indy with Denise. How do you know Denise?

I met Denise while walking through St Ives Showgrounds shortly after moving to Sydney. We adopted our first Greyhound (Fran) from Denise that year. Denise is the President of the Greyhound Adoption Program (NSW) Inc. Their purpose is to educate the public on the benefits and care of Greyhounds as companion animals, and to find permanent, loving homes for these beautiful hounds. It is an independent charity and not associated with Greyhound Racing.

When did you join NSDTC? What brought you to NSDTC?

Shortly after I adopted Fran in 1998, Denise encouraged me to bring her to training at NSDTC. Fran was another Greyhound who could sit and eventually reached Second Class. Not a lot of Greyhounds will sit as it is uncomfortable for them. This position is not encouraged by their racing owners and trainers. I also trained our boy Reuben to First Class. I have been a member at NSDTC on and off for 19 years.

I hear Indy & Denise had a very successful 2016 picking up their Rally O Novice title. Tell me about how you got started in Rally O?

I was encouraged to bring Indy along to the Monday night Rally O classes when it was first introduced at NSDTC. I trained Indy to 3rd Class until I rescued a CKCS, "Darcy". Denise generously offered to keep training Indy for me so I could train young Darcy. Denise is a very experienced trainer, having trained and competed in obedience trials with her own Greyhound, Neige some years ago. Denise and Indy's very first Rally O Trial was here at NSDTC in January 2016 where they qualified and placed 3rd. I try to attend the trials with them as "support crew". Indy and Denise have gained their Rally O Novice title and require just one more qualification to gain their CCD.

*What is it that you enjoy about Rally O?
What is it that you think Indy enjoys?*

As a former Dressage competitor in my youth I could relate to the various exercises to be performed at the allocated stations. Having the co-ordination to read the sign; perform the move while controlling the dog is a skill and at times, a challenge. Indy can perform the exercises with more grace than me! Greyhounds have a mind of their own and need a good reason to obey commands. Indy enjoys Rally O training and the bbq chicken that goes with it. But she can be contrary in competitions where food is not allowed in the ring. Denise has worked very hard to cajole Indy through the Rally O and Obedience Trials.



What would you tell someone who is thinking about trying Rally O? Maybe they have a dog that isn't considered a "working" dog? Come along and try it out.

Your dog might find it easier and more entertaining than just "obedience". The Monday night Rally O classes are very well organised and NSDTC is fortunate to have such experienced handlers and instructors who come and share their knowledge. It is a social group and everyone supports each other in their training.

Favourite thing/s about training at NSDTC?

It is a very inclusive club and has many highly experienced instructors and members who give their time willingly to help others. If you have a problem, all you have to do is ask. If that person doesn't know the answer they will find someone who will. Dog sports are a great leveller. Everyone, including the experienced instructors have "off days" with their dogs.

Any funny moments about life with Indy or training at NSDTC?



Too many! As a Greyhound, Indy will choose whether she will participate - or not. One trial at Castle Hill, she was going very well in the CCD ring until the recall. When Denise took up her position and called Indy to her – Indy ran straight toward her and kept going - she continued out of the ring to the roast chicken in the plastic bag on the seat next to me. I was taking photos at the time and couldn't believe what I was seeing through the lens.

For more information about the Greyhound Adoption Program (NSW) Inc., go to their website:
<http://www.gapnsw.org.au>



All You'll Need To Know

- New Members - enrolment between 2.15 - 2.45pm every second Saturday. Please check the website for enrolment day dates. Online enrolment is also available at nsdogtraining.org.au.
- All dogs must be FULLY IMMUNISED (Veterinary Certificate required plus 2 weeks from date of last vaccination). Please read NSDTC Vaccination Policy on the next page.
- Junior Members are 12 to 15 years of age.
- Training equipment (leads, training collars, etc) can be purchased at the Clubhouse.
- Before starting Agility dogs must be at least 1 year old & in Third Class or above. New memberships for Agility can only be accepted on Saturday afternoons.

Membership Fees:

- 1 June to 31 October - \$120
- 1 November to 31 January - \$80
- 1 February to 31 May - \$60
- If training more than one dog - \$20.00 extra per annum for second dog, third or more free
- Pensioners, Juniors, Instructors & Management Committee members \$30.00 (no half yearly concessions)

Membership Renewal: Due by 30 June each year. Announcements will be made in June as to how to renew and renewals can be completed via the website nsdogtraining.org.au or at the membership desk.

Training is held in the Dog Rings at St Ives Showground every Saturday, February - November inclusive.

NB. **NO** training on Public Holidays. Please check the website calendar for No Training Dates.

If training is cancelled due to weather you will find a message on the website (nsdogtraining.org.au) and on the club Facebook page (Northern Suburbs Dog Training Club).

The club's Extreme Weather Policy (Temperature) for cancelling training is Agility over 30oC in the shade and Obedience over 32oC in the shade. A post will be put on the club's Facebook page by 8am for Agility and 11am for Obedience.

Club Newsletter: The Club journal is available at the enrolment table or can be viewed on our website nsdogtraining.org.au. Articles are welcomed & may be left at the table or emailed to nsdtc.editor@gmail.com

Club Enquiries: Ginny Legh 9489 1554

Membership Enquiries: Pam Rutledge pamru@bigpond.net.au

NSDTC Inc Vaccination Policy Up-dated September 2010

NSDTC requires a minimum C3 (distemper, hepatitis, parvovirus) vaccination administered after the age of 12 weeks for all puppies less than 12 months old.

Please Note. A delay of two weeks after the final puppy vaccinations is required before puppies are permitted to join classes.

All adult dogs (over 12 months old) joining or renewing, must have had at least a C3 vaccination administered after 12 months of age. Triennial (3-yearly)

C3 vaccination is considered acceptable thereafter.

Dogs joining or renewing over the age of 4 years that have not had a C3 vaccination in the preceding 3 years must be referred to the Club Vet officer or official nominee.

Veterinary certificates showing adequate antibody titres* to distemper, hepatitis & parvovirus will be accepted by NSDTC for all adult dogs as long as they are dated within the preceding 12 months.

*Adequate antibody titres for distemper, hepatitis & parvovirus are considered to be > 1: 20

As Bordetella & Parainfluenza (both agents causing canine cough) are not generally life threatening to healthy dogs, these vaccinations would be optional, but recommended & owners are reminded these may be required by boarding kennels.

All vaccination & antibody titre certificates must be signed by a registered veterinary surgeon.

Homeopathic 'vaccinations' will not be accepted.

Parking

Please park on the LEFT of the road as you enter the showground or near the picnic area beside the Douglas Pickering Pavilion.

The parking area on the right, nearer the Clubhouse, is for 'on duty' Club Members who need to leave their dogs in the car, carry equipment, etc. Thank you.

Club & Use of Grounds Guidelines

These guidelines are for the benefit of all members & the general public who use St Ives Showground.

- All dogs must be on lead during club training times (except when off lead work is directed by an instructor during class).
- Dog droppings must be cleaned up & placed in a bin.
- Always wear your name tag.
- The dog rings are a leash free area EXCEPT on Saturdays.
- The main oval may be used for leash free exercise, so long as no other organised event is taking place.

Patrons

Mayor of Ku-ring-gai

Mr J O'Dea State MP for Davidson

Dr Jim Thompson

Committee Of Management - Office Bearers

President:	Kim Dowding	9653 2045	
Club Secretary:	Gael Goldsack	9487 3656	(Postal Address - PO Box 426 Turramurra 2074)
Treasurer:	Phil Palangas	9653 3470	
Vice Presidents:	Vickie Dean	0411 751 186	
	Maggie Young	9451 7986	
Chief Instructors:	Jennifer Hamilton	9982 9029	(Agility)
	Judy Perrin	9449 7388	(Obedience)

Committee Members

Assistant Treasurer:	Gale Coutts
Club Librarians:	Penny Dalzell, Virginia Pennefather & Eve Park
Clubhouse Coordinator/Catering:	Rebecca Braid
Committee (general):	Eve Park
Communications Officer:	Melinda Duker
DWD Coordinator:	Penny Dalzell
Ku-ring-gai K9 Co-ordinator:	Sharon Househam
Membership Secretary:	Pam Rutledge
Membership Team Members:	Lana Partridge & Anne Adams
Obedience Demo Team Coordinator:	Penny Dalzell
Rally O Coordinator:	Ginny Legh
Social Secretary:	Sarah Bryce
Title Trophy Mementos Officer:	Karin Bridge
Training Equipment (sales) Officer:	Gale Coutts
Training & Trial Equipment Officer:	John Jonker

Obedience, Rally O & RATG Trial Committee

Trial Secretary: Ginny Legh (Chair)
Trial Manager: Kim Dowding
Chief Steward: Gael Goldsack
Trophy Officer: Denise Wigney

Agility Trial Committee

Trial Secretary: Tsuey Hiu (Chair)
Trial Manager: Karin Bridge
Chief Steward: Melinda Duker
Trophy Officer: Maggie Young

Trial Equipment Officers: Andy Seitz & John Jonker

Trial Catering Officers: Kay Hogan & Sharon Househam

Education Sub-Committee


Sally Stawman (Chair), Karin Bridge, Gael Goldsack, Jennifer Hamilton, Sharon Housham, Judy Perrin & Pat Walsh

Dances with Dogs Sub Committee

Penny Dalzell & Ginny Legh

Inter-club Challenge Coordinator

Penny Dalzell



Dairy Dates

New Member Dates:

Sat 22 April
Sat 6th May
Sat 27th May
Sat 17th June

No Training Dates:

Sat 15th April (Easter Weekend)
Sat 20th May (St Ives Show)
Sat 10th June (Long Weekend)

Promotion Test Dates:

Sat 1st April
Sat 6th May

Meeting Dates:

General Meeting Sat 22nd April 4pm
Committee Meeting Wed 24th May 7.30pm
Instructors Meeting Sat 1st April 4.15pm

Ku-ring-gai K9 Test Day:

Sat 6th May from 12 noon
Ask your instructor or contact Sharon
(tullyboy@bigpond.net.au)

Other Dates:

Sat 8th April Trial Steward Training 12.30pm
Sun 14th May Mock Trial