



Yaps & Yelps

Journal of Northern Suburbs Dog Training Club Inc June July 2016 No 3

www.nsdogtraining.org.au

2016 Winner of The Smith Trophy Highest Scoring NSDTC Member

**Sue Hutchins &
Pudelaine Creme of the West**



Congratulations!

Welcome to our new members

Jenny and Roy Altiparmak with **Bundy**
Ryan Bothma with **Cooper**
Colin and Mary Campbell with **Hamish**
Karen Ferry with **Bonnie**
Alison and Stephen Flannigan with **Romeo**
Chris and Hayley Franklin and Maxine Devlin with **Perrin**
Nicole Guthrie and Duncan Brune with **Q**
Angela Kerr with **Wilson**
Natalie Lifson with **Celine**
Joanne McCloskey with **Olive**
Jenny and Barry Nolan with **Lucy** and **Millie**
Julia Riley with **Dundee**

Justina Simonyte with **Bella**
Nigel and Mary Day with **Libby**
Debbie and Gary McCalmont with **Roxie**
Max Morris with **Harry**
Kim, Pat, Josh and Lara O'Meally with **Bentley**
Steve Eldridge with **Tess**
Carol Hanna with **Juno**
Joanne Lawrence and Joel and Mark Temple with **Ellie**
Kathryn Locke with **Louie**
Ellen Ryan with **Sparkle**
Nuala Stewart with **Chewy**
Troy Terzian with **Nicko**

Congratulations on your promotion

To 2nd Class

Margaret Thomas & Bageerhia
Lisa Allshire & Winston
Alice Naughton & Kobe
Fiana Matthews & Bernie
David Bardone & Shadow
Anne Adams & Blitz Green
Pat Crowe & Seymour
Tegan Luhrmann & Scarlett
Marianne Marin & Daisy
Naoko Konshi & Maru
Vic Gore & Bella
Julia Riley & Dundee

To 3rd Class

Rikki & Martin Oi & Bindi
Robyn Burnett & Sam
Frankie Moore & Skye
Ingrid Schaping & Lexy
Anna Wright & Coco

To 4th Class

Yi-Hsia & Haruki
Nicole Keller & Jet
Anna Wright & Coco

Reminder for all Members

All members MUST wear their badges when in class.

New members - before your second lesson, please collect your name badge from the enrolment table on the club house veranda.

If you lose your badge or forget to bring your badge, go to the enrolment table, you will be given a temporary one.

Please note

Membership renewals are due by 30 June 2016

Membership Fees

The Ordinary Membership fee will rise to \$120 from 1 June 2016

Our financial year is from 1 July to 30 June.

Current members will receive annual renewal notices & to remain a financial member, payment must be made before 30 June each year.

For new members (joining between the dates below) the fees are:

1 June to 31 October - \$120

1 November to 31 January - \$80

1 February to 31 May - \$60

1 June to 30 June - \$120 but membership is effective for 13 months.

For members renewing for a further 12 months - \$120

The annual fee for a second dog remains at \$20.. Third or more dogs - no extra cost.

There is **no change** to the instructors/juniors/workers/pensioners/non-training rate of \$30 per annum.

Notification re cancellation of training

(extreme heat or wet/stormy weather)

will be posted on our **website & Facebook page**
by 11.00am on the day

For **Monday night Rally O** by 5pm on the day

Our Club Equipment Shop

Need a different or more effective collar, harness or lead?

Our instructors will advise what is most suitable for your dog, fit it & show you how to use it

The shop is open on Saturdays: 2.30 - 2.50pm & 4.00 - 4.30pm

on side veranda of clubhouse

Congratulations & well done!



**Joyce Clark & Tess
gained their
Agility Championship**



**Terese Kernahan & Max
gained their Rally Master Title
another first for NSDTC**



**Mikhail Feigin & Toby
gained their JDM Title**

Toby is a 'senior' West Highland White Terrier & to gain this title was Mikhail's dream when he started Agility at NSDTC just over 3 years ago



**Sally Stawman & Tilly
Advanced Rally O Title & 1st in ring**



Bindi

A very special girl for Rikki & Martin Oi

Bindi is totally deaf

She started Puppy Class with NSDTC in July 2015.

On 2 April she was tested for promotion to 3rd Class & passed with flying colours!

Congratulations to Bindi, Rikki & Martin!

Our thanks to Rikki for the following story about Bindi

I am very proud of Bindi's achievements in the club for the last (almost) 12 months & grateful for all the support we get from the other members & the wonderful instructors.

Going to the class on Saturday afternoons is definitely our highlight of the week!

I can't take all the credit with Bindi's training as my husband Martin does a lot with her as well. We try & alternate taking her to class & we both have slightly different ways of doing things but Bindi seems to respond to both of us quite well.

It has been a bit of a challenge having a deaf dog as this is all new for both Martin & I, but Bindi is a delightful, smart & sweet little dog & we are so lucky to have her.

As for tips for the other deaf dog owners, I think the most important thing to figure out is to how to get your dog's attention. Because once you have her attention, she is no different to a hearing dog as long as she understands your hand signals.

I thought teaching a deaf dog was going to be very difficult but now I feel that it is no different to teaching a hearing dog, as long as you can get their attention.

In training, I generally just tap Bindi or flick her ear & she knows to look at me when I do this (other than when she is too busy sniffing something yummy on the ground!). My husband Martin uses a vibrating collar on her which we trained her to know that "vibration = look at dad" & this seems to work quite well with her as well.

We only take her off leash in a safe enclosed place & I think this is important especially for safety reasons.

Deaf dogs are also very sensitive to vibrations of the ground - we have a wooden floor at home & when Bindi is on the other side of the room & we want to get her attention, we stomp on the floor & this generally gets her attention. Also very loud noises (like a truck driving past outside or loud clap) can sometimes get her attention too - maybe she feels the vibration. They are very reliant on their other senses (smell, sight, touch) so she is very sensitive to any movement & she constantly sniffs around for any cues (like trying to figure out which room I am in).

Our club members gave some fabulous demonstrations at Ku-ring-gai Council's Dogs Day Out



OBEDIENCE



DANCES WITH DOGS





AGILITY



Tilly on her throne!!



The hard working team at the club info stand

Mock Obedience Trial

Ring I St Ives Showground

Date - Sunday 17 July 2016

Time - Registration 9.30am at the clubhouse.
Judging starts - at 10 am

Who can enter - any club member who is trialling or nearly ready to start trialling (4th class & above)

Classes to be judged - CCD, CD, CDX, UD & UDX

Judges - ANKC accredited

Everyone will be required to steward for 2 dogs.

Entries - by email to Penny Dalzell by **Wed 13 July**
pdzell@bigpond.net.au

Please include dog's pet name, handler & class/es

Morning & pm tea provided. Bring your own lunch



Ooh la la !!
The sights
that confront us
at the 3.00pm line up!

NSDTC 48th Obedience & Rally O Trial Trial Manager's Report 2016

After a few days of drizzle, the day dawned into a beautiful sunny and warm day. Our official 48th Obedience Trial had commenced.

As it was the ANZAC weekend, a minute's silence was observed by all present and surprisingly even the dogs were quiet. Thanks to the kind donation of "rosemary", from Ginny's garden, everyone was able to pin on a sprig at the check in tables. On display, thanks to Judy, were the "purple poppies" for our K9 friends that also served.

Special thanks to our Obedience Judges, Kaye Arkins CCD, Pat Connoley CD, Maryanne Fazekas & Meg Yerbury CDX, Charlie Giles UD & Linda Dibbin UDX, our Rally O Judges, Ron Probert Advanced A & B, Sid Schuck Novice & Excellent A & B & Tracy Geary Rally Master & our Dogs NSW Representative, Peter Coulthart.

The club ran 6 Obedience rings, with 109 entries across the disciplines. Thanks to our wonderful team of stewards and volunteers, the rings ran smoothly and this was noted by the many positive compliments passed to the Club by the Judges.

At the conclusion of the Obedience rings, the team swung into action and the Rally Rings were set up, with three rings running with a total of 82 entries across those rings. Once again the Judges were very pleased with the assistance their received from their stewards.

Some great results were achieved by competitors in both Obedience and Rally and unfortunately as with trials, there were some not so good results.


During the day we had the services of a lovely fresh coffee cart with Leonine from "Coffee on the Go" and backed up by our own BBQ team, which managed to supply many hungry mouths with great bacon egg rolls and delicious hamburgers. In the engine room of trial records Eve and Barbara did a great job keeping the certificates coming and results maintained.

And of course we cannot thank enough our two great cooks, Kay and Sharon, who once again plated up a fantastic lunch for our Judges and volunteers. Many say that lunch is the highlight of the day!

From the Trial Manager's perspective, it was a very successful trial and could not have been completed without the wonderful dedication of all the volunteers, committee members, hard working Chief Steward and Trial Secretary and helpers. It is always a pleasure to see the Club members coming together and functioning as a well oiled machine, as was duly noted by our Dogs NSW Representative in his report.

To everyone involved in our 48th Trial well done and thank you so much for your assistance and time.

Kim Dowding
Trial Manager.



Thanks to our judges

Charlie Giles

Linda Dibbin

Kaye Arkins

Pat Connoley

Maryanne Fazekas Meg Yerbury

OBEDIENCE TRIAL 24 April 2016



Jim & Miriam Powell Memorial Trophy
Highest UD Score
Lee Smithers &
Waminda Jack In TheBox
UD RAE2 JD DWDF.A HTM.A



Smith Trophy
Highest Scoring NSDTC Member
Sue Hutchins &
Pudelain Crème Of The West



Tartandale Bonnie Belle Trophy
Highest UDX Score
Bill Sweeney &
O.GR.CH Marlalilikilue UDX AD



Thanks to our iudaes
Tracy Geary Sid Schuck Ron Probert

RALLY O TRIAL 24 April 2016





Karin Bridge & Gracie



Alaina Graham & Luci

More from the



Janelle Woodward & Mudgee



Colin Richardson & Georgia



Russell Hunter & Zara



Judy Perrin & Fern

Rally O Trial



Carla Sexton & Bailey



Di Hollett & Darcy

Puppy Classes with Ginny

Thanks to Rene & Judy for some of the photos



February - March group

All graduated & are now in Advanced Puppy Class



April - June group



Puppies in action

'look'
loose leads
luring
'heel'
'sit'
'drop'
'stand'
'come'
'wait'
&
lots of fun



'Leave it'!!! but ...

does your dog do one or all of the following?

- * One word from me & he does exactly what he wants.
- * She takes off & chases dogs & other animals such as cats, birds, possums & cars. She takes no notice when I call her.
- * He's the local garbage guts, who loves to eat or roll in all the most horrible, smelly things.
- * She steals my best shoes or the kid's clothes & runs off with them saying 'catch me if you can!'

The 'leave it' command can make a huge difference in all these situations.

Even though 'leave it' can be seen as a negative cue we use **positive reward training** when teaching our dog this cue.

The first step is to teach your dog that **'leave it' actually means good news** because lots of treats, praise & pats follow. Here are the steps you need to follow -

- ♦ Start by getting your dog to sit & wait, then put a small food treat on the ground about half a metre away (in the early stages of training it's a good idea to have someone else gently hold the dog's collar whilst you place the 'tempter').
- ♦ Stand beside your dog & say 'leave it' in a firm, but non aggressive voice.
- ♦ Count to 5 whilst your dog sits & waits. Praise quietly at this stage. Then tell them 'eat' or 'take'. As they go to get the treat, praise enthusiastically with lots of pats, hugs & a few more treats.

Practise this at least twice daily & within a week your dog will happily 'leave' whatever you put in front of them because they know reward treats & praise are only 5 seconds away.

If the dog doesn't sit & wait the first few times, you have move really quickly whilst saying 'ooh ooh' & grabbing the treat off the floor before they get to it. Then just ask for another 'sit & wait' & start all over again.

You will need to be very patient & willing to repeat the exercise over & over in the beginning. Never lose your temper - a dog's natural instinct is to go & get the food.

Make sure you do the exercise in the house, in the garden, in the park & even in the car because you don't want your dog to only associate the 'leave it' with one place, (eg in the kitchen). You want it to work no matter where you are.

The second step is to link the 'leave it' cue with the 'come' cue.

In other words, once your dog understands the 'leave it' cue, if your dog runs off to chase another dog, is about to pick up some rubbish or runs off with your shoe, you will be able to say 'leave it' followed by a very enthusiastic & happy 'come' cue. Of course, a jackpot reward of wonderful yummy treats & praise is mandatory as the dog reaches you!!

A happy & safe solution to the problem & yet, for the dog, the whole exercise was a positive experience & no harsh words or actions by you were required.

Puppy Pages

Help!! How do I
- get my puppy to pay attention?
- get them to come when called?

To get & keep their attention YOU have to

- be more exciting & interesting than anything else in the world around your pup
- regularly practise the 'look' or 'watch' exercise you learned in class
- reward with huge amounts of treats & praise as soon as your pup looks at you
- always use a happy & enthusiastic voice tone when talking to & praising your pup
- choose & stick to a special praise word like 'Yes' & use it for every good response
- make training fun - bounce around, run for a couple of steps, clap your hands, generally be a bit silly & light-hearted during early training
- never let the lead tighten as this simply ends up as a tug-of-war & the pup will pay even less attention to you. Use your 'focus' word & treat liberally when the pup loosens the lead
- use plenty of treats or a toy motivator during training

To make 'come when called' worthwhile for your pup YOU have to

- never use an angry or scolding voice to call your pup
- make returning to you a **fun game & very rewarding**
- make yourself the 'best thing since sliced bread' in your pup's eyes
- use exciting & very tasty treats for this exercise. Remember there are many, many fascinating things 'over there' & what you have has to be of greater value to the pup
- make coming to you a game - call & raise your arms showing you have treats or a special toy. As soon as the pup reaches you, put one hand on the collar whilst giving lots of treats with the other hand. Then, let the pup go again, with a 'go play' cue
- sometimes clip the lead on & walk with the pup for a few steps, then let them off again. This way the pup never knows when the game is about to end & it's time to go home. Repeat this exercise over & over again
- use sneaky tricks, like pretending to run away from your pup whilst making high pitched, squeaky noises when they ignore your 'come' - usually this trick arouses their curiosity & they'll come to see what you've found or are doing. You can also try clapping your hands & jumping up & down on the spot or making Donald Duck noises & squeaking a loud toy.
- For a pup that never takes their nose off the ground, you can try using a long lead & gently jiggling it to get the pup's attention before using the 'come' cue.

The bottom line

All early training must be happy, great fun & offer a greater reward than whatever else is in the pup's immediate environment.

A noisy, busy environment makes it even harder for the pup to concentrate on you. So start your training at home & progress slowly to places where 'things' are happening.

A Healthy Dog is a Happy Dog

Hidden dangers in snack bags, treat dispenser toys & other toys

Suffocation

Unfortunately many dogs have lost their lives through suffocation.

It happens most commonly when a dog sticks their head in to reach the last little bits found in any snack food or dog treat food bag made from the soft, thin, crinkly plastics or thin foils in which most are packaged. Bags that have contained salty, sugary or cheesy/savoury foods are particularly attractive to dogs.

Once their head is inside the bag & they start licking, the dog breathes in, sucking the air from the bag & causing a vacuum. This pulls the bag tightly around the dog's head.

The dog panics & tries to scrape the bag from their head so they can breathe again. The effect is similar to sealing the dog's head in a cryovac bag! Very soon the dog collapses due to lack of oxygen. Death follows quickly.

Just Google 'pet suffocation from snack food bags' - the stories are tragic.

The bottom line - make sure you (& your children & visitors) dispose of all types of bags into a securely lidded kitchen tidy bin & that snack bags are not thrown on the ground or left on chairs or low tables where dogs can reach them.

Toys that dispense treats

A hidden danger with these is that often there is no hole at the end of the 'pockets' holding the food. If there is no air hole at the base, the dog's tongue can cause a vacuum & the dog will not be able to pull its tongue out. This can cause major panic, major injury to the tongue & even gangrene of the tongue.

The bottom line - don't buy 'el cheapo' treat toys & inspect them very carefully.

Toys in general

The things that are usually most attractive to dogs are often the very things that are the most dangerous. Dog-proof your home by removing string, ribbon, rubber bands, children's toys, pantyhose, aerosol cans & anything else that could be swallowed.

Toys should be appropriate for your dog's size. Balls & other toys that are too small can easily be swallowed or become lodged in your dog's throat.

Be careful with any toy that contains a 'squeaker'. Most dogs will try to pull the toy apart to find the source of the squeaking & they could swallow the squeaker as well as some of the stuffing. Supervise your dog with these toys.

Problem fillings include nutshells, dacron & polystyrene beads, but even 'safe' stuffings aren't normally digestible. Remember that soft toys are not indestructible, but some are sturdier than others. Soft toys should be machine washable.

Rawhide

If you're thinking about giving your dog rawhide chew toys, be sure to check with your veterinarian about which ones are safe & appropriate for your dog. These may pose choking hazards, so only give them to your dog when you're there to supervise. Consider chew toys made of very hard rubber, which are safer and last longer.

ATTENTION ALL TRIALLERS

RE: CLUB TITLE TROPHIES

Applications for club title trophies at NSDTC are now based on an honour system. **We no longer require copies of your qualifying cards or a copy of your title certificate from ANKC.**

Presentations of title trophies will be at NSDTC competition days:

Rally O - January & April

Obedience - April

DWD - February

Agility - August

When you attain a title, or at any time up to 6 weeks prior to presentations, please:

email Karin at larsenbridge@gmail.com or **phone:** 0409226838 with:

- Handler Name
- Dog's Registered and Pet Name
- The Title attained and the year attained
- Whether this is your first title in this discipline (i.e. Agility/Obedience/ Rally O/DWD). For your first title you will be presented with a wooden base and a plaque with your dog's registered and/or pet name and a separate plaque with the title gained.

Please note: For further titles gained **in the same discipline**, you will receive **plaques only**, to be added to your base.

OR

Fill out the appropriate sheet in the **CLUB TITLE TROPHY folder** in the office.

I will cross check all entries.

Any queries please contact Karin at the address above.

Recording of Titles gained

Club title plaques are presented on our trial days

In future Titles will be recorded in Yaps & Yelps after the plaques have been presented at the appropriate trials.

Rally O - in the February/March issue

RATG - in the February/March issue

Obedience & Rally O - in the June/July issue

Agility - in the October/November issue

DWD - in the April/May issue

Abbreviations

Agility - AD = Agility Dog JD = Jumping Dog SD = Snooker Dog GD = Gamblers Dog SPD = Strategic Pairs
O (Open) X (Excellent) M (Masters) are added to the above as more advanced titles are gained

Obedience - CDD = Community Companion Dog CD = Companion Dog CDX = Companion Dog Excellent
UD = Utility Dog UDX = Utility Dog Excellent O.CH = Obedience Champion

(continued over)

Gun Dog Training

Do you want to train your gundog to retrieve?

**Join our gundog classes on
Wednesday nights**

Time: 6.30 Advanced 7.30pm Beginners
Dog Ring1 St Ives Showground

Contact person Ray Temple:
0408 836 753 email: ray@goldpaws.com.au



Dances with Dogs Classes

First Wednesday of each month at 6.30 - 7.30pm

Contact Instructor: Penny Dalzell 9997 4518



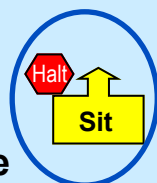
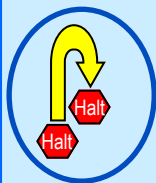
Rally O Monday night training

7.00 - 8.30pm

Courses for all levels -
especially those intending to trial

Club members in 2nd class & above
are welcome

Contact Instructor: Ginny Legh 94891554



Please remember that it is a Dogs NSW requirement that
all handlers should wear sensible footwear
on the grounds and in class.

For safety reasons, high-heeled shoes, thongs,
scuffs, sandals or bare feet are not acceptable.

All you'll need to know

- New Members - enrolment between 2.15 - 2.45pm every second Saturday. Please check the website for enrolment day dates. Enrolment on line now available.
- All dogs must be **FULLY IMMUNISED** (Veterinary Certificate required plus 2 weeks from date of last vaccination). Please read NSDTC Vaccination Policy overleaf.
- Junior Members are 12 to 15 years of age.
- Training equipment (leads, training collars, etc) can be purchased at the Clubhouse.

MEMBERSHIP FEES

- 1 June to 31 October - \$120
- 1 November to 31 January - \$80
- 1 February to 31 May - \$60
- If training more than one dog -
\$20.00 extra per annum for second dog, third or more free
- Pensioners, Juniors, Instructors & Management Committee members
\$30.00 (no half yearly concessions)

ANNUAL RENEWAL of MEMBERSHIP is due by 30 June each year.

YAPS & YELPS: The Club journal is available at the enrolment table or can be viewed on our website www.nsdogtraining
Articles for Yaps & Yelps are welcomed & may be left at the table or emailed to The Editor, Ginny Legh at ginny.l@tpg.com.au

TRAINING is held in the Dog Rings at St Ives Showground every Saturday, February - November inclusive. NB. **No** training on Public Holidays

OBEDIENCE:

Saturdays 3.00 - 4.00pm Puppies, Adv Puppies, First, Adv First, Second & Third Classes

New member intakes for First & Puppy Classes - every second Saturday.
Please arrive by 2.15pm so paper work can be completed prior to start of 3.00pm classes

Saturdays 12.30 - 1.30pm Sixth (UD) Class

Saturdays 1.30 - 2.30pm Fourth (CCD, CD & Social) Fifth (CDX) & Rally O Classes

Mondays 7.00 - 8.30pm Rally O training - dogs to be in **Second Class or above**

Wednesday 7.30 - 8.30pm Training for Instructors only (**second** Wednesday of each month)
6.30 - 7.30pm Gundog training (**every** week) **Advanced 6.30 Beginners 7.30**

AGILITY: Beginners First Saturday of the month
All levels Saturdays 9.00 - 12 noon
Night Agility Mondays **Adv level** only 7.00 - 9.30pm

Before starting Agility -
dogs must be at least **1 year old & in Third Class or above**

NB. Agility
New memberships
can only be
accepted on
Saturday
afternoons

NSDTC Inc VACCINATION POLICY

Up-dated September 2010

- NSDTC requires a minimum C3 (distemper, hepatitis, parvovirus) vaccination administered after the age of 12 weeks for all puppies less than 12 months old.
Please Note. A delay of two weeks after the final puppy vaccinations is required before puppies are permitted to join classes.
- All adult dogs (over 12 months old) joining or renewing, must have had at least a C3 vaccination administered after 12 months of age. Triennial (3-yearly) C3 vaccination is considered acceptable thereafter.
- Dogs joining or renewing over the age of 4 years that have not had a C3 vaccination in the preceding 3 years must be referred to the Club Vet officer or official nominee.
- Veterinary certificates showing adequate antibody titres* to distemper, hepatitis & parvovirus will be accepted by NSDTC for all adult dogs as long as they are dated within the preceding 12 months.
*Adequate antibody titres for distemper, hepatitis & parvovirus are considered to be > 1: 20
- As Bordetella & Parainfluenza (both agents causing canine cough) are not generally life threatening to healthy dogs, these vaccinations would be optional, but recommended & owners are reminded these may be required by boarding kennels.
- All vaccination & antibody titre certificates must be signed by a registered veterinary surgeon.
- Homeopathic 'vaccinations' will not be accepted.

PARKING

- **Please park on the LEFT of the road as you enter the showground or near the picnic area beside the Douglas Pickering Pavilion.**
- The parking area on the right, nearer the Clubhouse, is for 'on duty' Club Members who need to leave their dogs in the car, carry equipment, etc. Thank you.

CLUB & USE of GROUND GUIDELINES

These guidelines are for the benefit of all members & the general public who use St Ives Showground.

- All dogs must be on lead during club training times (except when off lead work is directed by an instructor during class).
- Dog droppings must be cleaned up & placed in a bin.
- Always wear your name tag.
- The dog rings are a leash free area EXCEPT on Saturdays.
- The main oval may be used for leash free exercise, so long as no other organised event is taking place.

PATRONS
Mayor of Ku-ring-gai
Dr Gareth Moss Dr Jim Thompson

COMMITTEE OF MANAGEMENT

OFFICE BEARERS

President:	Kim Dowding	9653 2045
Club Secretary:	Gael Goldsack	94873656
	(Postal Address - PO Box 426 Turramurra 2074)	
Treasurer:	Ngaire Chant	0414 555 884
Vice Presidents:	Vickie Dean	0411 751 186
	Maggie Young	9451 7986
Chief Instructors:	Jennifer Hamilton	9982 9029 (Agility)
	Judy Perrin	9449 7388 (Obedience)

COMMITTEE MEMBERS

Clubhouse Coordinator:	Rebecca Braid
Committee (general):	Eve Park
DWD Coordinator:	Penny Dalzell
Ku-ring-gai K9 Co-ordinator:	Sharon Househam
Librarian:	Virginia Pennefather
Membership Secretary:	Pam Rutledge
Assistant Membership Secretary	Lana Partridge
Newsletter Editor & Archives:	Ginny Legh
Rally O Coordinator:	Ginny Legh
Social Secretary	Sarah Bryce
Training Equipment (Sales) Officer:	Gale Coutts
Training & Trial Equipment Officer:	John Jonker
Assistant Treasurer:	Gale Coutts
Website & Publicity Officer:	Melinda Duker

Obedience Trial Sub Committee

Trial Manager:	Kim Dowding
Trial Secretary:	Eve Park & Judy Perrin
Chief Steward:	Gael Goldsack
Trophy Officer:	Denise Wigney

Equipment Officers: Andy Seitz & John Jonker
Catering Officers: Kay Hogan & Sharon Househam

Agility Trial Sub Committee

Trial Manager:	Jane Hampel
Trial Secretary:	Tsuey Hui
Chief Steward:	Karin Bridge
Trophy Officer:	Maggie Young

Education Sub Committee

Karin Bridge, Jennifer Hamilton
Sharon Househam Judy Perrin,
Gael Goldsack & Pat Walsh

Rally O Trial Sub Committee

Trial Manager: Tracy Geary
Trial Secretary: Ginny Legh

Dances with Dogs Sub Committee

Penny Dalzell & Ginny Legh

Inter-club Challenge Coordinator

Penny Dalzell

Enquiries re joining the Club: Ginny Legh 9489 1554

Clubhouse telephone number 0415 204 304 (Saturdays only)

Please note this telephone has no message recording facility & will only be answered during training times if the ring tone is heard by someone in the Clubhouse.
--

NSDTC DOGGY DIARY DATES



June - August 2016

Sat 4 June	Normal Training	Instructors meeting 4.15pm
Sat 11 June	NO TRAINING - long weekend	
Sat 18 June	New members intake	
Sat 25 June	Normal Training	Membership renewals due General Meeting 4.00pm
Sat 2 July	New members intake	Nominations open for AGM
Sat 9 July	Normal Training	
Sat 16 July	New members intake	
Sun 17 July	Mock Trial for club members - see inside this issue for details	
Sat 23 July	Normal Training	Interclub Challenge - 1.30 classes may be affected/cancelled
Wed 27 July	Committee Meeting 7.30pm	
Sat 30 July	New members intake	
Sun 31 July	NSDTC Agility Trial	
Sat 6 Aug	Normal Training	Nominations close for AGM Instructors meeting 4.15pm
Sat 13 Aug	New members intake	
Sat 20 Aug	Normal Training	
Sat 27 Aug	New members intake	Annual General Meeting 4.00pm
Monday night Rally O & Wednesday Instructors class - winter break 4 July - 22 August inclusive		



The minutes of General Meetings can be viewed on the noticeboard in the Club House