



Yaps & Yelps

Journal of Northern Suburbs Dog Training Club Inc June July 2013 No 3
www.nsdogtraining.org.au

Congratulations!



Penny Dalzell & Enniskey

Winners of the **Smith Trophy** for the highest scoring club member
& the **Tartandale Bonnie Belle Trophy** for the highest UDX score
at our 45th annual Obedience Trial

Welcome to our new members

6/4/13

Kirsten Andre with **Piper**
Cornelia, Robin and Marcel Briggen with **Xena**
Nicole and Declan Brown with **Montello**
and **Chudleigh**
Leonard and Nicola Davies with **Roxy**
Frances Dorn with **Riven**
Kate Hargreaves with **Banjo**
Patty Kroon-Berendse with **Summer**
Catherine and Gavin Le Brocq with **Benson**
Gillian and Steve Tatt with **Chumley**

20/4/13

Mark, Helen, Alexis, John and Peta
Bilton with **Hine**
Lisa Chapman with **Holly**
Jenny and Caitlin Carey with **Charlie**
Richard and Jenny Quinn with **Pippy**
Angie, James, Kate and Geoff Squires
with **Tammi**

27/4/13

Robert and Monica Berman with **Leilani**
Phil Eccles and Kathy Howell with **Cliff**
and **Bella**
Cheryl Ellison with **Mulligan**
Lauren and Kent Gilbert with **Bruce**
Matthew Kavanagh and Imogen Stewart
with **Jasper**
Jessica Leung with **Archie**

Gail and David Matheson with **Ellie**
Daniel Strenger with **Quincy**
Natalie and Jacques Victor with **Bailey**
Lyly You and Venkatraman Srinivasan
with **Pommie**

4/5/13

Kate, Mike, Ella and Alex Baird with
Louis
Natasha Barron with **Kellie**
Peter Bell with **Georgie**
Chris Black with **Harvey**
Colleen Black with **Zeeva**
Janice, Tiffane and Mervyn Collins with
Mac
Ashley Cromblehome with **Lilly**
Alison Cubbin with **Harvey**
Huw, Brian, Gemma and Nicole Dodds
with **Neil**
Margaret Durham with **Billy**
Jenny Fox with **Bella**
Sue Kluss with **Jimmy Barnes**
Debra and Samantha Kurth with **Reilly**
Megan Matthews with **Lily**
Carrie and James O'Connor with **Hugo**
Sarah Petherbridge with **Indy**
Matt and Fiona Schulz with **Flynn**
Elly, Karen and Nicholas Vindin with **Gus**
Fiona Walkerden and Bernard Maier with
Joe
Bryce and Jenita Warburton with **Dino**
Julian Williams with **Polly**

Congratulations on your promotion

Tara Russell & Tassie to 2nd Class
Gordon Sandison & Ginger to 2nd Class
Scott Ballinger & May to 2nd Class
Nicole Burton & Jack to 2nd Class
Liz Heffernan & Kita to 2nd Class
Rosanne Brown & Shunti to 3rd Class
Tracey Kennelly & Alfie to 2nd Class

Margery Anderson & Teddy to 2nd Class
The Sheridan Family & Lucy to 2nd Class
Jessica Chuen & Theo to 2nd Class
Joc Mannes & Abby to 3rd Class
Andy Seitz & Jesse to 2nd Class
Sophie Mazard & Mawson to 3rd Class
Cheryl Ellison & Mulligan to 2nd Class
Julian Williams & Polly to 2nd Class

Notification re cancellation of training

A message will be posted
on our website by 10.00am
if cancellation is necessary

Remember!!

**Membership renewals are due
by 29 June 2013**

Please include a copy of current vaccination certificate

Northern Suburbs Dog Training Club is presenting

Dances with Dogs Competitions on Monday 10 June 2013

There are 2 sessions starting at 10.00 am & 2.00 pm

**It is being held in the Douglas Pickering Pavilion
at St Ives Showground**

We'd love club members to come & watch the fun handlers & dogs get
from the choreographed routines & how much the dogs enjoy
working to music.

Welcome 'Nessy'

She's certainly ruined
Nicholas Gray's quiet life!

Currently her nickname is
Messy Nessy!





Dances with Dogs Classes

Learn how to develop a choreographed performance to music by handler & dog

First Wednesday of each month at 6.30- 7.30pm
Dog Ring 1 at St Ives Showground

Suitable for puppies as well as older dogs.

You can start as soon as you like. You will only be taught movements that are suitable for the age of your dog.

All movements are those dogs would do naturally -
we don't teach "circus" type tricks.

Contact person & Instructor Penny Dalzell

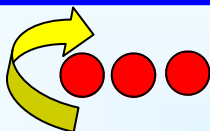


Congratulations

Barbara Rogleff & Lyla

on the birth of 8 beautiful Poodle puppies

There'll be plenty of offers to help with puppy socialisation!



Monday night Rally O

Classes are from 7.30pm to 9.00pm

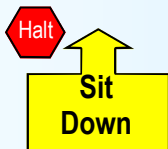
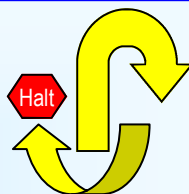
Members in 3rd Class or above are welcome

We provide practice at all levels - Novice, Advanced & Excellent

On the first Monday of each month

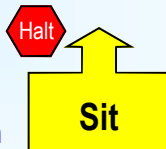
we hold a class for those interested in learning the RO exercises

It's a great fun activity & the dogs really enjoy the enthusiastic verbal praise & interactions which are a vital part of Rally O



**Members in 2nd Class can ask to be assessed
& if your dog is ready you will be able start
the Monday night classes**

Ask Judy Perrin, Gael Goldsack or Ginny Legh



For the good of your dog.....

A message to all families

We strongly suggest that, for the good of your dog, **ONE** family member elects to train the dog during classes on Saturday afternoons.

The reason behind this is that consistency is an important key to successful learning.

This is especially true when the dog is young or is learning new exercises.

Every person handles the dog in a slightly different way, has slightly different voice tones, slightly different hand signals, slightly different tolerance levels & these, combined, can confuse a dog working in an already fairly stressful environment.

The family member, elected as the main trainer, then has the task of training & convincing the rest of the family to use the same cue words, voice tones & signals all the time.

Promotion testing

In case of a family membership, **each family member**, who takes the dog into class, **will be required to pass the promotion test** with the family dog.

For example, if husband & wife take turns in class with the dog, they must both pass the test with the dog - another good reason for just one handler to do all of the training in class!

We have introduced this so each person fully understands our training methods, is using the same cue words & hand signals & feels competent & comfortable when taking part in each lesson.

Talk about training!! How about this!



Common things that handlers are often unaware of

- Working with the dog on a tight lead
- Pulling on the lead to stop dog
- Jerking the lead instead of **encouraging** the dog towards your left leg when heeling
- Jerking lead as a cue for dog to 'sit', instead of correcting with hands or using treat
- Stepping off before giving the cue to 'heel'
- Handler not concentrating on dog
- Leaning over your dog as it comes in from 'come' or recall
- Constantly 'chattering' to the dog or repeating cue word endlessly i.e. 'sit' 'sit' 'sit'.
Remember use cue **once only**, then **show** the dog what you want (hands or treat).

Walking at heel

Dog - should

- be working happily & with enthusiasm, wanting to be with you because 'this is fun'!!
- have their right shoulder beside your left leg
- be working on a loose lead
- be watching you & listening to you
- be waiting for your next move or word cue.

You - should

- maintain a relaxed posture & be happy – don't walk like a soldier on parade
- step out (don't dawdle) so your dog maintains concentration & interest
- make every move & every cue word **exactly the same every time**
- keep lead loose – have food in your left hand & reward every wanted/good response
- have the lead in your right hand, so your left hand is free to reward & you can show the dog where they should be
- for heeling – step off on left foot
- for stay positions – step off on right foot
- use the 'watch' or 'look' cue to get attention before & **during** all exercises so the dog's focus remains on you
- not continually nag by using dog's name **without** also giving a cue word.
(NB. The dog's name doesn't mean heel, sit, drop, come, etc!)
- reward & praise often – remember, in the early stages, 6-8 steps of good heeling or a really square sit need LOTS of praise & a jackpot reward
- make all turns (90° & 180°) **slowly** – give your dog time to understand what is about to happen & to stay with you.

The stationary positions - sit, down & stand

Dog – should

- be parallel with you, beside your left leg & facing in the same direction
- remain in that position until you give the next cue word
- be watching you & listening to you

- be waiting for your next move or word cue.

You - should

- keep your attention on your dog so you can stop them moving BEFORE it happens!
- reassure, praise & reward often
- **not** try to step more than 30 cms away until your dog is really steady – you will be teaching your dog they can get up whenever it suits them & that you are not serious about wanting them to stay in that position until the next cue word.

The come & recall

Dog - should

- understand what the 'come' cue means & that it always produces praise & a reward
- see you as more interesting than other distractions such as dogs, birds, smells, etc
- wait (not break the stay) at the point you choose to leave them at for a recall.

You - should

- alert your dog by using their name **before** you start to move backwards in the 'come' or call them to you in the recall.
- not 'reel in' your dog – in other words don't pull them in with the lead, encourage them to come to you because 'this is fun!'
- have a few reward treats in your hand & give them **as soon as** the dog reaches you
- in the recall - take hold of the dog's collar each time they reach you so they don't learn to grab the reward treat & run off - hand on collar, food in mouth
- reward again for a sit in front.

Luring is allowed in Advanced Puppy & Advanced First Class, especially when you are teaching your dog new exercises, but it should gradually be reduced in preparation for promotion to Second Class.

Test for promotion to Second Class

The test is done on a one-to-one basis by a senior Club Instructor.

Check your green NSDTC Information Manual for what is involved in the test.

What should we use as training treats?

Training treats should be **soft, tasty & small** (no bigger than your little finger nail)

We recommend cold cooked beef or chicken sausages, cold meat, cabanossi, devon or chicken roll, cooked chicken thighs (they don't shred like BBQ'd chicken) & a limited amount of cheddar cheese.

We **don't** recommend ham, pork or bacon (all too fatty & salty for dogs).

Dried liver or chicken treats are not good as training treats as the dogs stop to chew them & normal kibble is 'that boring stuff I get every day'!

Good work deserves really good reward treats & plenty of them!!

Training Tips

After completing the basics - what else can I do with my dog?

Your options include obedience, rally obedience, agility trialling, flyball, herding, earth dog tests, dances with dogs, endurance tests, etc.

Basic obedience is the essential bottom-line for everything

Basic cue words include heel, sit, drop, stay & come




Heel - means walking quietly & steadily beside your left leg at normal, slow & fast paces. The dog stays in the heel position as you move in any direction.



Sit, drop & stand. The dog is beside your left leg.



Come when called. The dog is asked to sit & stay. The handler walks a short distance away & turns to face their dog & halts. The handler then says 'come' & at the same time gives the 'come' hand signal. The dog returns to the handler & sits in front.



Stay steadily in a sit & down position when in a line of dogs (group stays).

In Advanced First & Advanced Puppy classes you will find your dog's concentration span is often very short & you may only get a limited response - a few steps of good heeling, a quick sit or down then the dog is distracted by something much more interesting & appears to forget all they've ever learned & goes back to just being 'a dog' - pulling, jumping & generally fooling around!

Don't despair - with many, many short training sessions the wanted behaviours will become the norm & you'll wonder why you ever thought you'd never succeed.

In the early stages you need to practise the basic exercises in quiet surroundings with the least number of distractions. Sometimes your dog will be distracted during class (it's **so.....** exciting!) but remember, in class we are really training & showing **you** how to train your dog.

Once you have the basics in place, it is time to start practising in other places. During your daily walks, on the footpath outside the shopping centre, at the sports ground, when you have visitors, during the family BBQ, etc.

When you reach 2nd or 3rd Class you'll be encouraged to compete in the Ku-ring-gai

K9 Award. This is an in-house test of basic manners & obedience. We hold the test twice each year (read about the Award in your Club Handbook).

Once your dog is reasonably competent in the 3rd Class exercises & your dog is 12 months old, you are ready to start agility. Agility training takes place from 9.30-12 noon on Saturdays. You will be shown how to train your dog to negotiate jumps, tunnels, the table (where the dog has to wait for a few seconds in the middle of the course), the A frame, the dog walk & the seesaw. Sounds simple, but some of the obstacles have special requirements - such as contact points which the dog's feet must touch on the way up or down the obstacle.

It's lots of fun & most dogs absolutely love it!! It's also very good exercise for humans!

Once you are in 4th Class you will have a number of options -

- to continue training your dog so you are ready to trial at the CCD obedience level & in Rally Obedience
- to continue with obedience training just because you & your dog enjoy it
- or to join the Social Novice Class where you & your dog will participate in some general obedience work & some agility. Every so often a session introducing you to tracking may be included.

Every second week, one of our instructors is available to teach you the basics of flyball. In this sporting activity, the dogs run over 3 very low jumps, step on a special dispenser box which releases a tennis ball which they catch & then they return over the jumps to their handler. Again it's a lot of fun & the dogs become really excited & thoroughly enjoy the game.

We encourage you all to stay with the club beyond the first basic classes. You can expect to be in Advanced First & Advanced Puppy classes for at least 4 weeks, before you will be ready to be tested for promotion to 2nd Class.

Promotion to 2nd, 3rd & 4th Class requires you to pass an easy, one-on-one test. Ask your instructors to tell you exactly what to expect in each test.

It is normal to stay at each level for a minimum of 4 weeks as there are new exercises to be learned & you & your dog need time to perfect these.

Promotion beyond 4th Class is by achievement of obedience titles.



WARNING TO ALL DOG OWNERS

Fox Baiting Programme at St Ives Showground

Fox Control baits, containing 1080 (sodium fluoroacetate) poison, **have been laid**.

THEY LETHAL TO DOGS and THERE IS NO ANTIDOTE.


Warning signs have been posted around the Showground bush interface to indicate the areas which have been baited.

Please note: No dogs should ever be off leash at the showground other than in the official 'off leash' areas.

Judy Perrin, Chief Instructor (Obedience)




Our President, Vickie Dean with Penny Dalzell, the winner of the Tartandale Bonnie Belle Trophy & the trophy donor Marg Jackson



Nicholas Gray
Our hard working
Trial Secretary



Nad Nahas won the
Jim & Miriam Powell
Trophy for Winner of
Winners (UD)



Our fabulous 'foodies' gave the judges,
officials & competitors the very best!



Ron Probert



Meg Yerbury



Pauline Hartwell

Sincere thanks to our great Judges




Sue Fedoryschyn



Allie O'Brien



Deirdre Anderson



Veeni Craig



Judy Perrin
Trial Manager

Our 45th Annual Obedience Trial



Andy Seitz
Asst Trial Manager



Some of the gun dogs

Happy Snaps



Mel Duker & Bohdi share cuddles after gaining their Rally O Novice Title at the Royal



Darcy Hollett showing off his Rally O Novice Title Ribbon won at the Metropolitan Mid Week Trial



Jennifer Fahey & Lara celebrate coming 1st in Novice Jumping at Hawkesbury Trial



Kay Hogan & Roy came 2nd in Excellent Jumping at The Royal



Our Demo Team

Ku-ring-gai Council's Festival On the Green 5 May at the St Ives Village Green



The public always enjoy watching an Agility display

A Healthy Dog is a Happy Dog

Should I have my dog desexed & at what age?

It is wise & responsible to desex (spey) your bitch or castrate (neuter) your dog unless you intend to show them in breed competitions or are a registered breeder.

Most vets recommend the best age is between 5-7 months, that is before the dog has reached sexual maturity. Please discuss this with your own vet.

Why desex your dog?

- To prevent the production of unwanted puppies. Just visit the website of the RSPCA or other animal rescue sites & see how many unwanted dogs are awaiting adoption. It's worth remembering many of these dogs will, ultimately, be euthanased
- Desexing has a calming effect on both sexes. In the male dog it helps to reduce the roaming habit & tends to prevent mounting other dogs or visitors & 'humping' cushions!
- Desexing is a less complicated procedure in young animals so the risks are fewer
- A bitch will never come into season. This can be a difficult time as you have to keep prospective Romeos away & clean up a messy discharge in the house!
- Desexing of the bitch prevents mammary tumours & the life threatening uterine infection Pyometra in the older bitch
- Castration of the male eliminates the risk of testicular cancer, common in the older male & helps to prevent prostate problems in the older dog
- Council registration fees are reduced for a desexed bitch or castrated male.
- Desexing/castration will not cause excessive weight gain - this only occurs when the dietary calorie intake is in excess of the energy expended.
- It will not change the dog's inherent temperament. They are still exactly the same excepting they are not able to add to the long list of unwanted dogs.
- There is **no logical reason** to allow a bitch to have a litter - it will not improve her temperament & dogs do not have emotional 'hang ups' like humans!
- Allowing children to see the birth of a litter is **not** a good enough reason to bring unwanted creatures into the world. There are many good videos & DVD's available showing the birth of a litter of puppies. Much cheaper, less time consuming & a much better option.

Dogs laugh with their tails

Hazardous things we can avoid



Heliotrope Available in white or purple varieties

A popular plant found in gardens & in pots on patios
It is hardy plant that seeds itself readily, so watch out for seedlings.
Some dogs like to nibble the leaves.

It is highly toxic & can cause total liver destruction.



Brunfelsia (Yesterday, today & tomorrow plant)

The foliage is dense & medium green in colour.
The young leaves are often purplish in cool weather.
The flowers are very sweetly perfumed. When they first open they are a violet colour, fading to lavender blue & then white, with the three colours present on the bush at the same time.

The brown berries have been known to poison dogs.

Symptoms include fever, vomiting, muscle tremors, staggering & seizures.



White cedar (Melia azedarach)

This deciduous tree grows to around 15m tall. It has a spreading canopy, pale lilac flowers in spring & green berries ripening to brownish-yellow.

The fruit is highly for poisonous dogs. Ripe fruit is more poisonous than green fruit. The leaves & seeds of the white cedar are natural insecticides

Symptoms of poisoning include digestive problems, as well as nervous system & kidney malfunction.



Scary!! Dogs travelling with their head out of car windows

A common scenario -

The car with a beautiful dog hanging his head out of the window.
His head was nearly hit by a closely overtaking truck.

Needless to say he was close to **incurring a bad head injury or worse still - death.**

At the other end of the scale, he is liable to sustain eye or ear damage from dust or debris.

CHICKEN LIVER COOKIES

Thanks to Springwood District dog Training Club

Ingredients

2 cups of flour
3 tbs vegetable oil
1 cup of wheat germ (or cornmeal if wheat allergies are a problem)
1 egg, lightly beaten
1/2 cup chicken broth
2 tbs parsley
1 cup cooked & chopped chicken liver

Directions

Combine flour & wheat germ
In separate bowl, beat egg with oil, then add broth & parsley
Mix well
Add the dry ingredients a little at a time, stirring well
Fold in chicken livers. Dough will be firm
Turn dough out onto lightly floured surface & knead briefly
Roll out 1cm thick & cut into shapes
Place on greased cookie sheet 2.5cm apart
Bake at 200° C for 15 minutes or until firm
Store in refrigerator

Trial Results

Your dog's Title achievement will be recorded
in Yaps & Yelps on completion of
a NSDTC Application for a Title Trophy form

Rally O

RN = Rally Novice RA = Rally Advanced RE = Rally Excellent RAE = Rally Advanced Excellent

Penny Dalzell & Enniskey	7.1.13	RAE
Jennifer Fahey & Lara	24.4.13	RN
Jennifer Fahey & Callie	24.4.13	RN

Agility

AD = Agility Dog JD = Jumping Dog SD = Snooker Dog GD = Gamblers Dog SPD = Strategic Pairs
O=Open X= Excellent M=Masters are added to the above as more advanced titles are gained

Janene Branc & Zircon	7.4.13	JD
-----------------------	--------	----

Hi, I'm Cheryl and I own and run a **local**
pet feeding and dog walking business.

My business, **Lonely Pets Club - Hornsby**, will
feed, walk, water, love and cuddle your pets
whenever you go away.

I can also water plants, security check your
home and lend your rubbish bins if needed.

I'd love a chance to meet with you, have a
coffee and chat about your pet care needs.



We believe that pets experience less stress
by staying at home. Say **GOODBYE** to
kennels and catteries!

1300 CUDDLE (1300 283 353)
lonelypetsclub.com.au

All you'll need to know

- New Members - Enrolment by 2.15 pm please.
- All dogs must be **FULLY IMMUNISED** (Veterinary Certificate required plus 2 weeks from date of last vaccination). Please read NSDTC Vaccination Policy opposite.
- Junior Members are 12 to 15 years of age.
- Training equipment (leads, training collars, etc) can be purchased at the Clubhouse.

MEMBERSHIP FEES: for full financial year - 1 July to 30 June

- Single \$40 (\$20 joining fee & \$20 annual subscription)
- Junior Members \$30 (\$10 joining fee & \$20 annual subscription)
- Pensioners & other bona fide concessions \$30 (\$10 joining fee & \$20 annual subscription)
- Family Membership \$50 (\$30 joining fee & \$20 annual subscription)
- Those joining 1 January to 31 May receive a \$10 reduction in membership fee

ANNUAL SUBSCRIPTION FEES are due by 30 June each year.

GROUND FEES: \$5 per dog for all members per morning or afternoon session
Juniors & Pensioners pay \$2.

YAPS & YELPS: The Club journal is available at the enrolment table.
Yaps & Yelps can also be viewed on our website www.nsdogtraining.com.au
Articles for Yaps & Yelps are welcomed & may be left at the table or emailed to The Editor, Ginny Legh at ginny.l@tpg.com.au

TRAINING is held in the Dog Rings at St Ives Showground every Saturday, February - November inclusive. NB. **No** training on Public Holidays

OBEDIENCE:

Saturdays 3.00 - 4.00pm Puppies, Adv Puppies, First, Adv First, Second & Third Classes

New member intakes for First & Puppy Classes - every second Saturday.

Please arrive by 2.15pm so paper work can be completed prior to start of 3.00pm classes

Saturdays 1.30 - 2.30pm Fourth (CCD & CD) & Fifth (CDX) Classes

Saturdays 12.30 - 1.30pm Sixth (UD) Class

Mondays 7.00 - 9.30pm Rally O training - Dogs to be in **3rd class or above**

Wednesday 7.30 - 8.30pm Training for Instructors only

AGILITY: Beginners First Saturday of the month
All levels Saturdays 9.00 - 12 noon
Night Agility Mondays, **Adv level** only, 7.00 - 9.30pm

FLYBALL: All levels Alternate Saturdays 2.15 - 2.45pm

NB. Agility
New memberships
can only be
accepted on
Saturday
afternoons

Dogs must be at least **1 year old & in Third Class or above** to start Agility or Flyball

NSDTC Inc VACCINATION POLICY

Up-dated September 2010

- NSDTC requires a minimum C3 (distemper, hepatitis, parvovirus) vaccination administered after the age of 12 weeks for all puppies less than 12 months old.
Please Note. A delay of two weeks after the final puppy vaccinations is required before puppies are permitted to join classes.
- All adult dogs (over 12 months old) joining or renewing, must have had at least a C3 vaccination administered after 12 months of age. Triennial (3-yearly) C3 vaccination is considered acceptable thereafter.
- Dogs joining or renewing over the age of 4 years that have not had a C3 vaccination in the preceding 3 years must be referred to the Club Vet officer or official nominee.
- Veterinary certificates showing adequate antibody titres* to distemper, hepatitis & parvovirus will be accepted by NSDTC for all adult dogs as long as they are dated within the preceding 12 months.
*Adequate antibody titres for distemper, hepatitis & parvovirus are considered to be > 1: 20
- As Bordetella & Parainfluenza (both agents causing canine cough) are not generally life threatening to healthy dogs, these vaccinations would be optional, but recommended & owners are reminded these may be required by boarding kennels.
- All vaccination & antibody titre certificates must be signed by a registered veterinary surgeon.
- Homeopathic 'vaccinations' will not be accepted.

PARKING

- **Please park on the LEFT of the road as you enter the showground or near the picnic area beside the Douglas Pickering Pavilion.**
- The parking area on the right, nearer the Clubhouse, is for 'on duty' Club Members who need to leave their dogs in the car, carry equipment, etc. Thank you.

CLUB & USE of GROUND GUIDELINES

These guidelines are for the benefit of all members & the general public who use St Ives Showground.

- All dogs must be on lead during club training times (except when off lead work is directed by an instructor during class).
- Dog droppings must be cleaned up & placed in a bin.
- Each week pay your \$5.00 ground fee at the Clubhouse. Collect your ticket & hand it to your instructor at start of class.
- Always wear your name tag.
- The dog rings are a leash free area EXCEPT on Saturdays.
- The main oval may be used for leash free exercise, so long as no other organised event is taking place.

PATRONS

Mayor of Ku-ring-gai, Cr Elaine Maliki

Mr Stoyan Rogleff

Dr Angus Ross

Dr Jim Thompson

Dr Le Hammer

COMMITTEE OF MANAGEMENT

OFFICE BEARERS

President:	Vickie Dean	0411 751 186
Club Secretary:	Gael Goldsack	94873656
	(Postal Address - PO Box 426 Turramurra 2074)	
Treasurer:	Ngaire Chant	0414 555 884
Vice Presidents:	Eve Park	9449 1941
	Maggie Young	9451 7986
Chief Instructors:	Judy Perrin	9449 7388 (Obedience)
	Jennifer Hamilton	9982 9029 (Agility)

COMMITTEE MEMBERS

Assistant Treasurer:	Kay Luke
Clubhouse Coordinator & Agility Liaison:	Pat Walsh
Council & Showground Liaison Officer:	Sandra Fry
Ku-ring-gai K9 Co-ordinator:	Sharon Househam
Membership Secretary:	Pam Rutledge
Deputy Membership Secretary:	Karen Ortado
Newsletter Editor & Archives:	Ginny Legh
Obedience Demonstration Team Coordinator	Ginny Legh
Publicity Officer:	Melinda Duker
Rally O Coordinator:	Ginny Legh
Training Equipment Officer:	Barbara Gurney
Training & Trial Equipment Officer:	John Jonker
Website Officer:	Melinda Duker

Obedience Trial Sub Committee

Trial Manager:	Judy Perrin
Trial Secretary:	Nicholas Gray
Chief Steward:	Gael Goldsack
Trophy Officer:	Denise Wigney

Agility Trial Sub Committee

Trial Manager:	Jane Hampel
Trial Secretary:	Tsuey Hui
Chief Steward:	Phil Palangas
Trophy Officer:	Maggie Young

Catering Officers: Kay Luke & Kay Hogan

Education Sub Committee

Karin Bridge Jennifer Hamilton (Agility)
Judy Perrin (Obedience) Jenny Scamps
Pat Walsh Bron Maurer Penny Dalzell

Dances with Dogs Sub Committee

Penny Dalzell Ginny Legh

Rally O Sub Committee

Tracy Geary Karin Ortado Ginny Legh

Enquiries re joining the Club:

Ginny Legh 9489 1554

Clubhouse telephone number:


9440 2047 (Saturdays only)

Please note this telephone has no message recording facility.

It will only be answered during training times

if the ring tone is heard by someone in the Clubhouse.

NSDTC DOGGY DIARY DATES



June - August 2013

Sat 1 June	Flyball training 2.15-2.45pm	BYO BBQ 5.00pm
Sat 8 June	NO TRAINING - Long Weekend	
Mon 10 June	NSDTC Dances with Dogs Competitions start times 10.00am & 2.00pm	
Sat 15 June	New members	
Sat 22 June	Flyball Training 2.15-2.45pm	General Meeting 4.00pm
Sat 29 June	New members	Membership renewals due
Sat 6 July	Flyball training 2.15-2.45pm	BYO BBQ 5.00pm
Sat 13 July	New members	
Sat 20 July	Flyball training 2.15-2.45pm	Instructors meeting 4.00pm
Wed 24 July	Committee Meeting 7.30pm	
Sat 27 July	New members	
Sat 3 Aug	Flyball training 2.15-2.45pm	BYO BBQ 5.00pm
Sun 4 Aug	NSDTC Agility Trial	
Sat 10 Aug	New members	
Sat 17 Aug	Flyball training 2.15-2.45pm	
Sat 24 Aug	New members	Annual General Meeting 4.00pm
Sat 31 Aug	Flyball training 2.15-2.45pm	



The minutes of General Meetings can be viewed on the noticeboard in the Club House