



Yaps & Yelps

Journal of Northern Suburbs Dog Training Club Inc August September 2012 No 4
www.nsdogtraining.org.au

Members page can be accessed by user name - nsdtc, password - barbara

Well done!

**Ngaire Chant
&
Bobby**

**Ngaire & Bobby
were awarded
the first**

**Rally O
Excellent Title
in NSW**



Welcome to our new members

Training your dog is fun & owning an obedient dog is a pleasure

16/6/2012

Clare Wheeler & Lola & Spencer Meade
with **Benji**

30/6/2012

Gill, Ian, Bronwyn & Tim Campbell with
Chelsea

Ami Coster with **Danny**

Edith Csontos & Frank Marossy with
Sassa & Josephine

Anne-Marie, Steve & Michelle Day with
Lucky

Juanita & Tony Flew with **Sherry**

Kirstyn Gustafson with **Cleo**

Rob & Jenny Hamblen with **Kye**

Andrew Knispel with **Callie**

Pat & Rebekka Sinni with **Zeus**

Kylie Sugar & Neil Burley with **Dexter**

Ellie, Julie & Jimmy Tanaka with **Kotaro**

Kate, Luke & Trevor Wetmore with

Thembi

Trudy Wilson with **Ollie**

Sue Yelland with **Henry**

14/7/2012

Stephen Andrews & Stephanie Newey
with **Hugo**

Karin Connors & Maria & Anna Barkle
with **Izzy**

Joe Biskup with **Ruby**

Niki Farahani with **Bella**

Kristy Fleming with **Yogi**

Andrew & Lee Harrison with **Rosie**

Liam & Amy Janke with **Miley**

Dana Junokas with **Meggy**

Lisa & Pam King & Andrew Pearson with
Holly

Sonja Krelsham with **Macey**

Tim, Poppy, Sue, Leo & Sam Knox with
Beau

Melissa McKinnon with **Charlie**

Sophie Mazard & Martin Ostrowski with
Mawson

Natalie & Tom Morrison & Bill Risby with
Hitch

Deepa, Michael, Aarti, Mala & Mohan
Narula with **Prince**

Cameron & Anny Walker with **Chinta**

Colleen Welch with **Tavish**

Cheryl Woodcock & Tim Wilkinson with
Skali

Ronan Zille with **Nala**

Our Club Equipment Shop

Need a different or more effective collar, harness
or lead?

Our instructors will advise what is most suitable
for your dog, will fit it & show you how to use it

We also have treat bags & club shirts for sale

The shop is open on Saturdays:
2.30 - 2.50pm & 4.00 - 4.30pm



Got it for you Mum!

★Congratulations on your promotion★

26.5.12

Sally Stawman & Tilly to 2nd Class

30.6.12

Andrew Knispel & Callie to 3rd Class

16.6.12

Angie Jarman & Mindi to 4th Class

7.7.12

Sue Murray & Chelsea to 4th Class

23.6.12

Marcelle Fitzgerald & Leith to 2nd Class

Pam Rutledge & Jaffa to 2nd Class

Karen Newton & Bronte to 3rd Class

Di Hollett & Darcy to 3rd Class

14.7.12

Sonja Krelshem & Macey to 3rd Class

Matt Dwight & Uki to 3rd Class



New Members/First & Puppy Classes

Dogs over 6 months of age, start in a New Members class. You will be with the same instructor for 4 weeks.

Puppies 6 months & under, start in a Puppy Class. You will be with the same instructor for 6 weeks.

Please try to attend each of the four or six weeks as we add new exercises each week & having to revise for anyone who has missed a lesson slows down the whole group's progress.

So these classes can continue during prolonged rainy periods or when the grounds are very muddy & wet, we have arranged with Ku-ring-gai Council to be able to use the Douglas Pickering Pavilion.


The bottom line is - rainy weather is no excuse to miss training!!

Change to training time for CCD, CD, Open & UD Classes

In line with health recommendations & to protect dogs & humans from the intense heat of the midday hours, the above classes will be held from

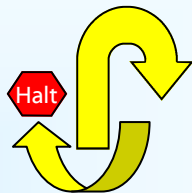
**4.00pm (instead of 12.30 & 1.30pm)
starting on Saturday 6 October 2012**

Class times will revert to 12.30 & 1.30pm at the end of daylight saving



Monday night Rally O

Classes are from 7.00pm to 9.00pm



On the first Monday of each month
we hold a class for those interested in learning the RO exercises

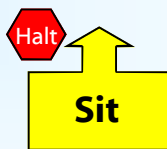
Novice, Advanced & Excellent courses are set for each session

It's a great fun activity & the dogs really enjoy the enthusiastic
verbal praise & interactions which are a vital part of Rally O

Members in 3rd Class or above are welcome

**Members in 2nd Class can ask to be assessed
& if your dog is ready you will be able start
the Monday night classes**

Ask Judy Perrin, Gael Goldsack or Ginny Legh



Rally Obedience Education Practical Day Sunday 28th October 2012, 10am to 4pm

This will be a practical training day for handlers and their dogs.
GSDL Grounds, Bill Spilstead Complex for Canine Affairs.
Conducted by the Dogs NSW Obedience and Tracking Committee
Cost: \$15 including lunch

Entries to Joan Stewart, 43 White Cedar Drive, Castle Hill 2154
To be received by 19th October.

**??? Is there anybody out there ???
(with just one hour to spare)**

We would really appreciate offers of help on the
registration in table, especially on New Member days.

You would need to be available every second Saturday between 2.00- 3.00pm.

If you can help please see Pam Rutledge or Karen Ortado at the table

Some of our 2nd Class members teaching their dogs to 'Stand & Stay'



Photos thanks to Instructor Anna Uther

AUSTRALIAN SUPPORT DOGS

Training dogs to assist people with physical disabilities

18 August at 4.15pm at the Clubhouse

Don't miss this!

Sheree & her ASDOG Jade

Sheree will present

- An overview of the work ASDOGS do
 - ASDOG puppy training
 - Advanced skills
- Sheree will tell us her own story & Jade will demonstrate how she assists Sheree in daily living tasks



Ouch!!! That hurt!

Tips for teaching bite inhibition & gentle mouthing play

Puppies spend a great deal of time playing, chewing & investigating objects. All of these normal activities involve puppies using their mouths & their needle-sharp teeth. When puppies play with people, they often bite, chew & mouth on people's hands, limbs & clothing. This kind of behaviour may seem cute when your puppy is eight weeks old, but it's not nearly so endearing when they're three or four months old - & getting bigger by the day!

What to Do About Puppy Mouthing

It's important puppies learn to curb their mouthy behaviour. The ultimate goal is to train your puppy to stop mouthing & biting people altogether.

However, the first & most important objective is to teach them that people have very sensitive skin, so they must be very gentle when using their mouths.



Bite Inhibition: Teach Your Puppy to Be Gentle

Bite inhibition refers to a dog's ability to control the force of his mouthing. A puppy or dog who hasn't learned bite inhibition with people doesn't recognise the sensitivity of human skin, so they bite too hard, even in play.

Puppies usually learn bite inhibition during play with other puppies. If you watch a group of puppies playing, you'll see plenty of chasing, pouncing & wrestling. Puppies also bite each other all over. Every now & then, a pup will bite his playmate too hard. The victim of the painful bite, yelps & usually stops playing. The offender is often taken aback by the yelp & also stops playing for a moment. However, pretty soon, both playmates are back in the game. Through this kind of interaction, puppies learn to control the intensity of their bites so that no one gets hurt & the play can continue without interruption. If puppies can learn how to be gentle from each other, they can also learn the same lesson from people.

When you play with your puppy let them investigate & lick your hands but if their mouthing shows any sign of becoming rough or they actually bite, it's time to stop the game.

You need to immediately give a high-pitched yelp, as if you're hurt & let your hand go limp. This should startle your puppy & cause them to stop mouthing you, at least momentarily. (If yelping seems to have no effect, you can say 'Arrgh' or 'Ooh ooh' in a deep, stern voice instead.)

Praise your puppy for stopping the mouthing, backing off or for gently licking you.

Resume whatever you were doing before. If your puppy starts to get rough or bites you hard again, repeat your high pitched yelp & the 'Arrgh' correction cue.

If you find that yelping alone doesn't work, you can switch to a time-out procedure. Time-outs are often very effective for curbing mouthing in puppies.

When your puppy delivers a hard bite, yelp loudly. When he startles & turns to look at you or looks around, remove your hand. Either ignore him for 10 to 20 seconds or, if he starts mouthing on you again, get up & move away for 10 to 20 seconds.

After the short time-out, return to your puppy & encourage them to play with you again. It's important to teach them that **gentle** play continues, but painful play stops.

Play with your puppy until the mouthing becomes rough again. When it does, repeat the sequence above.

When your puppy isn't delivering really hard bites anymore, you can tighten up your rules a little. Require your puppy to be even gentler. Yelp & stop play in response to **moderately** hard bites. Persist with this process of yelping & then ignoring your puppy or giving them a time-out for the hardest bites. As those disappear, do the same for the next-hardest bites & so on, until your puppy can play with your hands very gently, controlling the force of their mouthing so that you feel little or no pressure at all.

Other Things That Teach Your Puppy That Teeth Don't Belong On Human Skin

- Substitute a toy or chew bone when your puppy tries to gnaw on fingers or toes.
- If your puppy nips at your feet & ankles, carry their favourite tug toy in your pocket. Whenever they ambush you, instantly stop moving your feet. Take out the tug toy & encourage your puppy to grab the toy. Praise as soon as they take hold of the toy.
- If you don't happen to have the toy in your pocket, just freeze, say the 'Arrgh' cue word & wait for your puppy to stop mouthing you. The second they stop, praise & take them with you to get a toy as a reward. Repeat these steps until your puppy gets used to watching you move around without going after your feet or ankles.
- Be patient & understanding. Playful mouthing is normal behaviour for a puppy.

General Precautions

- Avoid waving your fingers or toes in your puppy's face or slapping the sides of their face to entice them to play. Doing these things can actually encourage your puppy to bite your hands & feet.
- Do not discourage your puppy from playing with you in general. Play builds a strong bond between a dog & their human family. You want to teach your puppy to play gently, rather than not at all.
- Avoid jerking your hands or feet away from your puppy when they mouth. This will encourage them to jump forward & grab at you. It's much more effective to let your hands or feet go limp so that they aren't much fun to play with.


Slapping or hitting puppies for playful mouthing can cause them to bite harder.

They usually react by playing more aggressively.

Physical punishment can also make your puppy afraid of you & it can even cause real aggression.

Avoid scruff shaking, whacking your puppy's nose, sticking your fingers down their throat & all other punishments that might hurt or scare them.






Some of



the new 'kids'





at the Club





NSDTC Dances with Dogs Competition

11.6.12



'Bubble, Bubble, Toil & Trouble'

Ginny Legh with Bonny, Gael Goldsack with Tilly & Penny Dalzell with Enniskey
danced to Ding Dong the Witch is Dead in the 'Ave A Go' ring




In spite of the abominable weather, the atmosphere in the Douglas Pickering Pavilion was warm & welcoming.

We were congratulated on the friendliness of the day & the smooth running & organisation of the competition.

Our thanks to the wonderful helpers who were also our spectators. A competition is only as good as the workers. Only a few extra brave souls ventured out in the pouring rain to watch the event.

NSDTC has a really good reputation for well-run trials & events & we didn't let the Club down at this event!

Penny Dalzell



Vicki Etherington receiving her
Heelwork to Music Championship
from Judge Peter Franks



Ginny Legh & Bonny
gained their Starters Titles in
Freestyle & Heelwork to Music



Judy Turley & Jordie
gained their
Novice Freestyle Title

Agility National Championships

13-17 June 2012

This event, held every two years, was the biggest Australian national event, attracting entries from every State & Territory of Australia & New Zealand. The Agility Nationals were held at the International Olympic Equestrian Centre at Horsley Park, 45km west of Sydney.

The first run each day started at 8.00am & ran in separate height categories throughout the day. The Open events took place into the evenings.

Two rings were set up inside the covered arena plus three rings set up outside where 2 days of rain prevailed.

The finals on Sunday 17th, held in the covered arena, were visited by Channel Seven's Sunrise program early in the morning.

The entire event ran smoothly from start to finish & is a credit to the organisers who worked tirelessly for at least 18 months prior to achieve a fantastic result overall.



Sydney International Equestrian Centre Arena
Allison & Stella receiving an award from Judge Le Hammer

30 Judges oversaw 6243 runs from 731 dogs over the first 4 days.

The lucky ones returned to the finals on Sunday & attracted over 20 competitors from Northern Suburbs Dog Training Club & resulted in 13 members reaching the finals where many gained 1st, 2nd & 3rd places.

The organisers were extremely grateful for the use of our club's timing device that was set up in the main under cover arena & caused a great deal of excitement for competitors & audience with the large timing screen showing how close the runs were & how important a fraction of a second is. It can make the difference in a tight turn or a split second error made by the handler - all things to address at training.



Special mention to **Allison Harvey** who received **8 medals** with her newest Sheltie '**Stella**' - a fantastic achievement for Allison and the club where many of the finalists are also instructors on Monday nights and Saturday mornings

'Paris' & Jennifer Hamilton
running in the JD Finals



We look forward to the next Nationals which will be held in Queensland in 2014!

A Healthy Dog is a Happy Dog

Snail bait & gardening hazards

Spring is coming & we'll soon be out there protecting our plants from pests

Hazards

Snail baits - dust & pellets
Compost
Blood & bone
Cocoa Mulch

All bulbs - lilies, daffodils, jonquils, hyacinths, etc
Onions, raw potatoes,
Berries of Cotoneaster & Brunsfelsia
Wandering Jew (skin allergies)

Snail baits -

If you must use these products

- ♦ Crumble the pellets & only use the smallest amount
- ♦ Fence off any area where you've placed snail baits or cut half circles in the rim of a flower pot & upend it over the bait.
- ♦ Use a non-toxic controller such as a tiny bucket containing stale beer or a half grapefruit shell with beer or water in it.
- ♦ Go out at night with a torch & remove them manually!

Treatment

Snail bait poisoning is a veterinary emergency - get your dog to the vet ASAP

Take the container with you so the poison can be easily identified.




AUSTRALIAN SUPPORT DOGS

Training dogs to assist people with physical disability

Can you help?

ASDOG is currently accepting applications from recipients for their fabulous trained assistance dogs. Eligible applicants have a physical disability, are 18+ years of age & can effectively communicate with and instruct a dog.

ASDOG welcomes enquiries from potential Puppy Raisers, Dog Trainers with experience in motivational training methods and offers of sponsorship or donations.



AUSTRALIAN SUPPORT DOGS INC. (ASDOG)

PO Box 5492 West Chatswood 1515 | 1300 788 721

The Wisdom of Children

We sat together for a while after our dear dog's death, wondering aloud about the sad fact that animal lives are shorter than human lives.

Our 6 year old son, who had been listening quietly, piped up, "I know why."


Startled, we all turned to him. What came out of his mouth next stunned us.

We'd never heard a more comforting explanation. It has changed the way we try & live.

He said "People are born so that they can learn how to live a good life -- like loving everybody all the time & being nice, right?". He continued


**"Well, dogs already know how to do that,
so they don't have to stay as long"**

Make an Origami Dog



You'll need

A sheet of A4 card or heavy paper
Scissors
Markers or crayons
Googly eyes, glue & a paddle pop stick



How to make your dog's face

Start by taking one corner of your piece of paper & folding it across to form a big triangle.

Cut off the left over rectangle.


Keeping your paper in the shape of a triangle, fold the top corners towards the bottom to form the ears.

Now colour in & decorate the face.

Glue on googly eyes & draw a nose & a mouth.

Gather up some of your dog's hair & glue it onto the face to make it look like a hairy dog.

Finally, glue a paddle pop stick to the back & you'll have a doggy puppet!



For this one

Glue two triangles to the back of the square piece of paper for the ears.

Trial Results

Your dog's Title achievement will be recorded
in Yaps & Yelps on completion of
a NSDTC Application for a Title Trophy form

Obedience

CDD = Community Companion Dog CD = Companion Dog CDX = Companion Dog Excellent
UD = Utility Dog UDX = Utility Dog Excellent O.CH = Obedience Champion

Rally O

RN = Rally Novice RA = Rally Advanced RE = Rally Excellent RAE = Rally Advanced Excellent

Heidi Richardson & Echo	19.5.12	RA Title
Teresa Kernahan & Max	20.5.12	RA Title
Ngaire Chant & Bobby	9.6.12	RE Title
Geoff Woodman & Kayley	21.7.12	RA Title & First Place
Geoff Woodman & Elwyn	21.7.12	RA Title
Geoff Woodman & Xanthe	21.7.12	RA Title
Geoff Woodman & Tammy	21.7.12	RA Title

Tracking

TD = Tracking Dog Test 1, 2, 3 or 4. TDX = Tracking Dog Excellent. T.CH = Tracking Champion

Sandra Fry & Heath	14.6.12	Tracking Dog Title
--------------------	---------	--------------------

Dances with Dogs

HTM = Heelwork to Music. Levels Starters (S), Novice (N), Intermediate (I) & Advanced (A)
DWDF = Free Style. Levels Starters (S), Novice (N), Intermediate (I) & Advanced (A)

Ginny Legh & Bonny	11.6.12	DWDF.S Title & First Place
	11.6.12	HTM. S Title & First Place

Agility

AD = Agility Dog JD = Jumping Dog SD = Snooker Dog GD = Gamblers Dog SPD = Strategic Pairs
O=Open X= Excellent M=Masters are added to the above as more advanced titles are gained

Geoff Woodman & Tammy	9.6.12	SD Title
-----------------------	--------	----------

Changes to recording of results

From 1 June 2012 only Titles will be recorded in Yaps & Yelps.

- Completion of a NSDTC 'Application for a Title Trophy' will trigger the recording of the Title in Yaps & Yelps
- or
- Members can email the information to the Editor of Yaps & Yelps (ginny.l@tpg.com.au) **Please write 'Title' in the subject line.**

All you'll need to know

- New Members - Enrolment by 2.15 pm please.
- All dogs must be **FULLY IMMUNISED** (Veterinary Certificate required plus 2 weeks from date of last vaccination). Please read NSDTC Vaccination Policy opposite.
- Junior Members are 12 to 15 years of age.
- Training equipment (leads, training collars, etc) can be purchased at the Clubhouse.

MEMBERSHIP FEES: for full financial year - 1 July to 30 June

- Single \$40 (\$20 joining fee & \$20 annual subscription)
- Junior Members \$30 (\$10 joining fee & \$20 annual subscription)
- Pensioners & other bona fide concessions \$30 (\$10 joining fee & \$20 annual subscription)
- Family Membership \$50 (\$30 joining fee & \$20 annual subscription)
- Those joining 1 January to 31 May receive a \$10 reduction in membership fee

ANNUAL SUBSCRIPTION FEES are due by 30 June each year.

GROUND FEES: \$4 per dog for all members per morning or afternoon session
Juniors & Pensioners pay \$2. (Ground fees increase to \$5 from 1 July)

YAPS & YELPS: The Club journal is available at the enrolment table.
Yaps & Yelps can also be viewed on our website www.nsdogtraining
Articles for Yaps & Yelps are welcomed & may be left at the table or emailed to The Editor, Ginny Legh at ginny.l@tpg.com.au

TRAINING is held in the Dog Rings, St Ives Showground
every Saturday, February - November inclusive. NB. No training on Public Holidays

OBEDIENCE:

Saturdays 3.00 - 4.00pm Puppies, Adv Puppies, First, Adv First, Second & Third classes

Every second Saturday Classes start for New Members & New Puppies

Saturdays 1.30 - 2.30pm Fourth (CCD & CD) & Fifth (CDX) Classes

Saturdays 12.30 - 1.30pm Sixth (UD) Class

Mondays 7.00 - 9.30pm Rally O training. For dogs **in 3rd class or above**

Wednesday 7.30 - 8.30pm Training for Instructors only

AGILITY: Beginners First Saturday of the month
All levels Saturdays 9.30 - 12 noon
Night Agility Mondays **Adv level** only 7.00 - 9.30pm

FLYBALL: All levels Alternate Saturdays 2.15 - 2.45pm

4th-6th classes at
4.00pm during
daylight saving

NB. Agility
New memberships
**can only be
accepted on
Saturday
afternoons**

Dogs must be at least **1 year old & in Third Class or above** to start Agility or Flyball

NSDTC Inc VACCINATION POLICY

Up-dated September 2010

- NSDTC requires a minimum C3 (distemper, hepatitis, parvovirus) vaccination administered after the age of 12 weeks for all puppies less than 12 months old.
Please Note. A delay of two weeks after the final puppy vaccinations is required before puppies are permitted to join classes.
- All adult dogs (over 12 months old) joining or renewing, must have had at least a C3 vaccination administered after 12 months of age. Triennial (3-yearly) C3 vaccination is considered acceptable thereafter.
- Dogs joining or renewing over the age of 4 years that have not had a C3 vaccination in the preceding 3 years must be referred to the Club Vet officer or official nominee.
- Veterinary certificates showing adequate antibody titres* to distemper, hepatitis & parvovirus will be accepted by NSDTC for all adult dogs as long as they are dated within the preceding 12 months.
*Adequate antibody titres for distemper, hepatitis & parvovirus are considered to be > 1: 20
- As Bordetella & Parainfluenza (both agents causing canine cough) are not generally life threatening to healthy dogs, these vaccinations would be optional, but recommended & owners should be reminded that these may be required if the dog is to be boarded in kennels.
- All vaccination & antibody titre certificates must be signed by a registered veterinary surgeon.
- Homeopathic 'vaccinations' will not be accepted.

PARKING

- Parking for Club Members ,who are **not** instructing or doing other club related duties, is to the LEFT of the road as you enter the showground.
- The parking area on the right, nearer the Clubhouse, is for 'on duty' Club Members who need to leave their dogs, carry equipment, etc.
Thank you.

CLUB & USE of GROUND GUIDELINES

Please adhere to the following guidelines. They are for the benefit of all members & the general public who use St Ives Showground.

- All dogs must be on lead during club training times (except when off lead work is directed by an instructor during class).
- Dog droppings must be cleaned up & placed in a bin.
- Each week pay your \$4.00 ground fee & sign the Attendance Book at the Clubhouse. Collect your ticket & hand it to your instructor at start of class.
- Always wear your name tag.
- The dog rings are a leash free area EXCEPT on Saturdays.
- The main oval may be used for leash free exercise, so long as no other organised event is taking place.

PATRONS

The Mayor of Ku-ring-gai, Cr. Jennifer Anderson

Mr Stoyan Rogleff

Dr Angus Ross Dr Jim Thompson

COMMITTEE OF MANAGEMENT

OFFICE BEARERS

President:	Vickie Dean	0411 751 186
Club Secretary:	Gael Goldsack	94873656
	(Postal Address - PO Box 426 Turramurra 2074)	
Treasurer:	Ngaire Chant	0414 555 884
Vice Presidents:	Eve Park	9449 1941
	Maggie Young	9451 7986
Chief Instructors:	Judy Perrin	9449 7388 (Obedience)
	Jennifer Hamilton	9982 9029 (Agility)

COMMITTEE MEMBERS

Clubhouse Coordinator & Agility Liaison:	Pat Walsh
Council & Showground Liaison Officer:	Sandra Fry
Insurance & OH&S:	Cyril Hart
Ku-ring-gai K9 Co-ordinator:	Sharon Househam
Membership Secretary:	Pam Rutledge
Deputy Membership Secretary:	Karen Ortado
Newsletter Editor & Archives:	Ginny Legh
Obedience Demonstration Team Coordinator	Vickie Dean
Publicity Officer:	Nicholas Gray
Rally O Coordinator:	Ginny Legh
Training Equipment Officer:	Barbara Gurney
Training & Trial Equipment Officer:	John Jonker
Website Officer:	Will Bosma

Obedience Trial Sub Committee

Trial Manager:	Judy Perrin
Trial Secretary:	Eve Park
Chief Steward:	Gael Goldsack
Trophy Officer:	Denise Wigney

Agility Trial Sub Committee

Trial Manager:	Jane Hampel
Trial Secretary:	Tsuey Hui
Chief Steward:	Phil Palangas
Trophy Officer:	Maggie Young

Catering Officers: Kay Luke & Kay Hogan

Education Sub Committee

Karin Bridge	Bron Maurer
Keith Langley (Agility)	Jenny Scamps
Judy Perrin (Obedience)	Pat Walsh

Dances with Dogs Sub Committee

Penny Dalzell	Ginny Legh
---------------	------------

Enquiries re joining the Club: Ginny Legh 9489 1554

Clubhouse telephone number:
9440 2047 (Saturdays only)

Please note this telephone has no message recording facility.
It will only be answered during training times
if the ring tone is heard by someone in the Clubhouse.

NSDTC DOGGY DIARY DATES



August to October 2012

Sat 4 August	Flyball Training 2.15-2.45pm	BYO BBQ 5.00pm
Sun 5 August	NSDTC Agility Trial	
Sat 11 August	New members	
Sat 18 August	Flyball Training 2.15-2.45pm	
Sat 25 August	New members	Annual General Meeting 4.00pm
Sat 1 Sept	Flyball Training 2.15-2.45pm	BYO BBQ 5.00pm
Sat 8 Sept	New members	
Sat 15 Sept	Flyball Training 2.15-2.45pm	
Sat 22 Sept	New members	Instructor's meeting 4.00pm
Wed 26 Sept	Committee Meeting 7.30pm	
Sat 29 Sept	No Training - October long weekend	
Sat 6 October	Flyball Training 2.15-2.45pm	BYO BBQ 5.00pm
Sat 13 October	New members	
Sat 20 October	Flyball Training 2.15-2.45pm	
Sat 27 October	New members	General Meeting 12.30pm

NB. From 6 October CCD, CD, Open & UD classes start at 4.00pm



**The minutes of General Meetings are available to all members
They can be viewed on the noticeboard in the Club House**